


4c



# Read at Home

## Trapped!



Series created by Roderick Hunt and Alex Brychta



Oxford  
Reading  
Tree



## *Tips for Reading Together*

Children learn best when reading is fun.

- Talk about the title and the pictures on the cover.
- Discuss what you think the story might be about.
- Read the story together, inviting your child to read as much of it as they can.
- Give lots of praise as your child reads, and help them when necessary.
- Try different ways of helping if they get stuck on a word. For example, get them to say the first sound of the word, or break it into chunks, or read the whole sentence again, trying to guess the word. Focus on the meaning.
- Have fun finding the hidden letters.
- Re-read the story later, encouraging your child to read as much of it as they can.

Children enjoy re-reading stories and this helps to build their confidence.

*Have fun!*

Find the 7 hidden keys, and the letters and letter shapes that make up the word TRAPPED.


# Trapped!

Written by Cynthia Rider  
Illustrated by Alex Brychta



OXFORD  
UNIVERSITY PRESS





Gran took the children and Floppy to see an old castle.





The children went up the path to the castle. Suddenly, Chip stopped.




He pointed to a window at the top. "Look, there's a face," he said.






Everyone looked, but the face  
had gone.

“It can’t be a face,” said Gran.  
“The castle is empty.”



They went into the castle.  
“It looks very old,” said Biff.  
“And very scary!” said Kipper.






“Let’s play hide and seek,” said Chip.

The children ran in and out of the rooms.



“I’ll play too,” said Gran, and she went into the next room.






Gran looked for a place to hide.  
She saw a gate and pulled it open.



**CLANG!** The gate banged shut.  
Gran pushed it, but it was stuck.  
“Help! Help!” she shouted.







The children ran to see what had happened.

“I’m trapped,” said Gran.

The gate was very stiff.  
The children pulled and pulled.  
At last, it opened.








“I’ll keep the gate open with this old chest,” said Gran. “I don’t want to be trapped again.”



“Come on,” said Kipper. “Let’s see where these stairs go.”  
They all went up the stairs.






Suddenly, they heard a noise.  
Woo...ooo! **WOO...OOO!**  
“What was that?” said Biff.



The noise came again.  
Woo...ooo! **WOO...OOO!**  
Floppy pulled at his lead and  
raced up the stairs.





“Come on! We must go after Floppy,” said Chip. They all ran to the top of the stairs.



Floppy was scratching at a small door. Gran slowly turned the handle.





They saw a small dusty room.  
“Come on, Floppy,” said Biff.  
“Let’s have a look around.”




Something went flapping across  
the room.  
“What’s that?” said Biff.






Chip pointed. "It's an owl," he whispered. "It must be the face I saw at the window."




"Poor thing! It must have come down the chimney," said Gran. She picked it up very gently.






Gran took the owl over to the window and opened it. The owl blinked its big round eyes.



“Go on, owl,” said Kipper. “Fly away!”  
The owl flapped its wings and flew up into the sky.





Kipper watched the owl fly away.  
“It must be horrible to be trapped,”  
he said.

“It is, Kipper,” said Gran. “It is!”

### Think about the story



Why did  
Chip think he had  
seen a face at  
the window?



Why did Gran call  
to the children  
for help?



Why did Gran  
keep the gate open  
with the chest?




What would  
you do if you  
found a trapped  
animal?



## Rhyming pairs


Find the four pairs of things that rhyme.  
Which is the odd pair out?



Useful common words repeated in this story and other books in the series.

again children help look(ed) must play pulled  
something suddenly that very went what('s)  
Names in this story: Biff Chip Gran Kipper Floppy

## More books for you to enjoy



**OXFORD**

UNIVERSITY PRESS  
Great Clarendon Street,  
Oxford OX2 6DP

Text © Cynthia Rider 2006  
Illustrations © Alex Brychta 2006

First published 2006  
All rights reserved

Series Editors: Kate Ruttle,  
Annemarie Young


British Library Cataloguing  
in Publication Data available

ISBN-13: 978-019-279236-5

10 9 8 7 6 5 4 3

Printed in China by Imago

Have more fun  
with Read at Home





# Who is trapped in the castle?






Read at Home is designed for young readers. The vocabulary repetition and gradual progression within each level, from book A to book C, help build confidence – and the entertaining stories and humorous illustrations are just what children need to become successful readers!

## Level 4: Building Confidence in Reading

For children who:

- can recognise 30-50 words by sight
- can read harder sentences, with less support
- can use letter sounds to help make words



Oxford Reading Tree is used in 80% of primary schools

**OXFORD**  
UNIVERSITY PRESS

[www.oup.com](http://www.oup.com)

Series Editors: Kate Ruttle, Annemarie Young

£3.99

