



# Lesson 7

Social Studies: Community (社会研究: 社会团体)

## What do you like to wear?


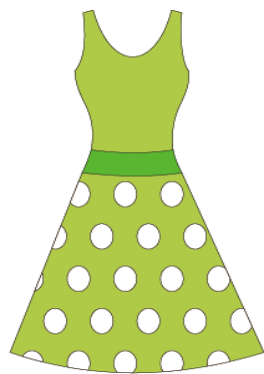
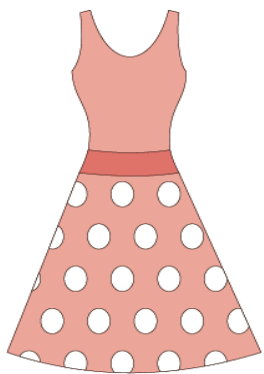
Let's learn some items of clothing.

### Part 1



 **Warm up**

Which color do you like?



# Warm up

Let's sing a song.





**Focus on**  
Learn the words.



**dress**

T reads first.  
S1 and S2 read the word  
in different tones.

 **Focus on**  
Learn the words.



T reads first.  
S1 and S2 read the word  
in different tones.



**skirt**



 **Focus on**  
Learn the words.



T reads first.  
S1 and S2 read the word  
in different tones.



**shoe**



 **Focus on**  
Learn the words.




T reads first.  
S1 and S2 read the word  
in different tones.



**shoes**

 **Focus on**  
Learn the words.




**pants**

T reads first.  
S1 and S2 read the word  
in different tones.



# Focus on

Match the pictures with the words.



S1 does the matching.  
S2 checks.

pants

dress

shoes

skirt

# Have fun

Let's find the clothes you know that are hidden in the picture.



Say it out as quickly as you can! Who can find more clothing?



## Get ready

Watch a video and check out the questions.



What's Jackie wearing?

Get ready  Peer Study

Let's see who can read it better!

Which one is me?

Hello! My name is Jackie.

I am seven years old.

I am wearing a green T-shirt  and white shorts .

My shoes  are blue. I can jump.

My favorite fruit is oranges.



# Grammar



What are you wearing?

I am wearing an orange T-shirt  
and blue pants.



Let's do a role-play!

--- What are you wearing?  
--- I am wearing ...



# Grammar



Make a conversation.

S1 and S2 make a conversation together.

What are you wearing?

I am wearing ...





# Check here



1. Say the names of the clothes.

A



B



C



Say the name out quickly if you know!

D



E





## Check here

1. Say the names of the clothes.





## Check here



### 2. Describe this girl.

This girl is Lily.  
She is so cute.  
She is wearing a pink \_\_\_\_\_  
and a brown \_\_\_\_\_.  
Her \_\_\_\_\_ are pink, too.



S1 and S2 fill in the blanks in turns. Then get them to read the text one by one.

## Check here

### 3. Talk about yourself.

Hello! My name is ...

I am ... years old.

I am wearing ...

I can ...

My favorite fruit is ...



## Homework

Watch the video of “Branch out” from Lesson 7 Part 2, then answer the question: “What is Oli wearing?”

看第七课第二部分Branch out的视频，然后回答问题：奥莉穿了什么？



## After lesson activity

Draw a picture of yourself then describe the clothing you drew in the picture.  
画一幅你本人的图片，并描述图片中所画的衣服。



