



First Choice English

EASY LEARNING

Conversation

Book 3

**Ages
6-12**



www.firstchoiceenglish.com

Word Work Book 3

Thank you for purchasing **Word Work Book 1**. This book is a part of FCE's Easy Learning Series.

The books contain a mixture of fun puzzle activities to practice and support applied phonology, phonics, word building, spelling and vocabulary. These books also teaches grammar and presentation skills and are suitable for young learners of all levels and abilities.

Tips for teachers

- Find a quiet, comfortable place to work, away from other distractions
- Tackle one topic at a time
- Help the student by reading and explaining instructions
- Encourage the student to check their own answers as they complete each activity.
- Discuss with the student what they have learnt.
- Let the student return to their favourite pages to talk about previous topics more.

Reward the student with plenty of praise and encouragement.

Special features

- Bold font: Highlights the key words, rules and ideas
- Purple arrows: Lead you to the next activity or leads to a description of what the student should have understood from the topic.

Spelling a new word

When the student is learning to spell, use the 'Look and say, cover, write, check' method:

- Look at the word and say it out loud.
- Cover it.
- Write it.
- Check it.

Reading a new word

- Break up the word into smaller parts, for example: cupboard = cup + board.
- Pronounce the word exactly as it is written, for example: Wed- nes-day.
- Break the word up into spate phonemes (sounds), for example: sh-ee-p

Contents

This contents list provides an overview of the learning objectives of each section of the book.

Things to know - Question words	6	Unit 7 - Let's Talk About Countries
Things to know - Pronouns	7	Unit 8 - Let's Talk About Education
Unit 1 - Let's Talk About You	8	Unit 9 - Let's Talk About Health
Unit 2 - Let's Talk About My School	12	Unit 10 - Let's Talk About Pets
Unit 3 - Let's Talk About My Home	16	Unit 11 - Let's Talk About Sports
Unit 4 - Let's Talk About Food	20	Unit 12 - Let's Talk About Transport
Unit 5 - Let's Talk About Travel	24	
Unit 6 - Let's Talk About the Future	26	

Lesson Stages For Teacher

There is no time limit for individual activities to be completed. The activities take as long as the student needs to complete them with a good understanding of the main idea, concept or grammar rule.

Introduce the topic of the day by directing the student's attention to the heading on the page

Read the instructions given and explain to the students. This is often a good time to do some work on the board.

Check that the students understand what the topic is they are going to learn about.

Now ask the student answer a few questions or give a few examples before they begin to work in their books.

Give the students as much assistance as they need while they are doing the activities.

During the course of this book, students are expected to be able to ask and answer questions about the topic that they are studying. Students should be able to make their own sentences using the vocabulary given in each lesson.

Check the students are writing grammatically correct sentences. Help them with basic pronunciation. Students should be made to read their sentences out loud.

It's also a good idea to use the contents page as a checklist. This will be a good reference point if the student makes mistakes that have already been covered in a previous lesson.

How to complete these Puzzles

- Read the title and the instructions for each activity very carefully.
- For each activity, start with the simplest clues first.
- Crossword and wordsearch clues have numbers at the end of each clue to tell you how many letters are in the word.
- If there is a word bank to refer to, check that your answers are in the list. Cross out the words in the word bank as you complete the clue.
- Use a sharp pencil first (just incase you need to change your answers).
- When you are sure your answers are correct, write them in pen.
- Use a dictionary if needed.
- After each topic is finished go to the Contents Page and cross of the completed activity

Useful Words

Remember what these useful words mean.

Synonym: The same or similar meaning, for example: *big* - *large*

Antonym: The opposite meaning, for example: *big* - *small*

Anagram: The word is muddled up, for example: *greal* - *large*

Informal: The word is simple or slang, for example: *rabbit* - *bunny*

Verbs are action and 'doing' words, for example: *run*, *talk*

Nouns are naming words, for example: *pen*, *hat*

Adjectives are describing words, for example: *small*, *tall*

Adverbs add more information to verbs, for example: *he ran quickly*.

Irregular verbs are used when talking in the past, for example: *go-went*

Pronouns: *I / we / you / they / he / she*

Possessive pronouns: *my / ours / their/ his / hers*

Things To Know Question Words

WHO

THIS INTERROGATIVE PRONOUN IS USED TO ASK ABOUT PEOPLE.

WHAT

THIS INTERROGATIVE PRONOUN IS USED TO ASK ABOUT PEOPLE, ANIMALS AND THINGS.

WHICH

IT IS USED TO ASK ABOUT PEOPLE AND THINGS WHEN THERE IS A CHOICE TO MAKE.

WHOSE

IT IS USED TO ASK ABOUT WHO THE POSSESSOR OF SOMETHING IS.

WHERE

THIS INTERROGATIVE ADVERB IS USED TO ASK ABOUT PLACE.

WHEN

THIS INTERROGATIVE ADVERB IS USED TO ASK ABOUT TIME.

WHY

THIS INTERROGATIVE ADVERB IS USED TO ASK ABOUT REASON.

HOW

IT IS USED TO ASK ABOUT PEOPLE, EVENTS AND THE WAY THINGS ARE

REMEMBER THESE USEFUL EXPRESSIONS WITH "HOW":

HOW MUCH
HOW MANY
HOW OLD
HOW TALL
HOW OFTEN
HOW LONG (AGO)
HOW FAR
HOW FAST



Who is that girl?



Who is Larry phoning?



What colour is the handbag?



Which watch is yours?



Whose gun is this?



Where is Susan?



When is his birthday?



Why is the boy surprised?



How are you?



How tall is Paul?



How long does she study?



How fast is your car?



How much is the T-shirt?



How long ago did it rain?



How often does he play?

Things To Know

Possessive Pronouns

We use possessive pronouns to tell to whom things belong and instead of using possessive adjectives and nouns. Instead of:

This book belongs to me. / This is my book. → This is mine.

These shoes are for us. / These are our shoes. These are ours.

Possessive Adjectives	Possessive Pronouns
My	Mine
Your	Yours
His	His
Her	Hers
Its	Its
Our	Ours
Their	Theirs

Replace the possessive adjectives and nouns with the correct possessive pronouns.

your pencil -----

its food -----

her room -----

your report -----

C. Fill in the blanks with the correct possessive pronoun.

- The keys on the table are (for Jack) → *his*
- The car outside is (for me)
- The song in the radio is (for Mary)
- The flying kites are (for them)
- This cake is (for my brother)
- Take it. It's (for you)
- All this stuff is (for us).
- The blue umbrella is (for me)
- This small house is (for our dog)
- The new car is (for our neighbors)
- These apples are (for you)
- The lipstick there is (for Lucy)
- The guitar here is (for Tim)

D. Fill in the blanks with the correct possessive pronoun.

- Please give me my book and take
- Keep your mouth shut and I'll keep shut too.
- He received his check. Did they receive?
- Dora cut her hair & Suzie cut
- I love you. Please, be
- Jack corrected his test and Sam corrected
- The teacher took her sheets and gave us
- I gave the dog its food and the cat also took

Personal Pronoun or Possessive Adjective? Underline the correct word.

I / my name is Grace Smith.

You / your are my best friend.

He / his car is dark green.

She / her is an American doctor.

It / its is your new computer.

We / our surname is Gordon.

Unit 1

Let's Talk About You

- Months
- School subjects
- Hobbies
- Jobs

Practice the vocabulary in the word banks below. Use the vocabulary to complete the sentences about yourself.

Word Banks

Months

January	July
February	August
March	September
April	October
May	November
June	December

Subjects

English	History
Science	Geography
Maths	Physics
Art	Chemistry
PE	Biology
Music	IT(computers)

Hobbies

singing, dancing, shopping, reading, swimming, Playing football, playing badminton, going to cinema, playing with friends, listening to music

Let me introduce myself....

- Hi, my name's _____.
- I'm from _____. (country)
- I live in _____. (city)
- I'm _____ years old.
- My birthday is in _____. (month)
- I'm a student at _____.
- My favorite subject is _____.
- My favorite sport is _____.
- There are _____ people in my family.
- My father is a _____. (job)
- My mother is a _____. (job)
- I would like to be a _____. (job)
- My favorite hobby is _____.
- My favorite food is _____.
- My favorite drink is _____.
- I study English because _____.

Jobs

Teacher	Firefighter
Nurse	Police officer
Doctor	Shop keeper
Cleaner	Builder
Postman	Engineer
Pilot	Waiter



Because

... I like it a lot.
... I think it's important.
... I have to.



Let's Talk About My Friend

Practice asking your classmate some of the questions below to find out more about them. Make notes of their answers so you can talk about them later

What's your name?
What's your surname?
What's your nickname?

Do you have any brothers and sisters?
Talk about them.

Where do you live?
Talk about it.

What do you do?
Do you like being a ___?

Do you have a pet?
Talk about it.

What's your favourite food?
What foods don't you like?

When's your birthday?
What do you do for your birthday?

What's your favourite day of the week?
Why?

What do you do in your free time?
Talk about it.

How often do you ...? Make a sentence below using one of the adverbs of frequency

always	usually	often	sometimes	not often	rarely	never
100%	80%	60%	40%	20%	10%	0%

Once	}	a	{	day/week/
Twice				month/
Three times				year

- Interview another student (choose 3-5 questions)
- Write down their answers below.
- Now tell the class about the person that you've interviewed.


















For example: Let me introduce (name). She's a student at (school name). She has 2 sisters and 1 brother. She goes to the cinema once a week and likes action movies. Her favourite food is spaghetti and her favourite drink is orange juice. On Saturdays, she usually goes shopping with friends and has dinner at with her parents.

Friends name _____

What can you tell us about them?


Let's get to know each other

Play the game below so that you can get to know your classmates. Finish the sentences provided with information about yourself. Speak in full sentences.

START 	I love... 	I hate... 	My favourite place is... 	My favourite food is... 
I never get tired of...	I shouldn't... 	I should... 	My favourite drink is... 	Go back 2
I am happy when... 	Go back 2	I am sad when... 	I am angry when...	I am excited when...
Miss a turn	I was born in... 	I live in ...	I'm from ...	I'm scared of...
I think boys are... 	I think girls are... 	I think my teacher is... 	My first memory is...	People think I'm...
In ten years I'll...	In five years I'll... 	I'm bad at...	I'm good at...	Miss a turn
Go back 2	Tomorrow I'd like to...	Tomorrow I have to... 	My best friend is...	FINISH 

Let's Talk More About You

Draw a picture of yourself for your oral presentation. You can draw yourself in a place that you like, doing something that you like or with people that you like. You will have to talk about yourself to the class for one minute.



Make some notes about yourself to help you with your oral presentation. Talk about what you like to do using at least **three verbs**.

Describe your appearance or personality using at least **three adjectives**.

Name some of your favourite things or people using at least **three nouns**.

Unit 2

Let's Talk About School

- School subjects
- Verbs
- Time
- Nouns

Practice the vocabulary in the word banks below. Use the vocabulary to complete the sentences about your school.

Word Banks

Verbs

Read	Check
Write	Ask
Listen	Answer
Practice	Think
Do	Help
Make	Study

Subjects

English	History
Science	Geography
Maths	Physics
Art	Chemistry
PE	Biology
Music	IT(computers)

Times


1 o'clock	7 o'clock
2 o'clock	8 o'clock
3 o'clock	9 o'clock
4 o'clock	10 o'clock
5 o'clock	11 o'clock
6 o'clock	12 o'clock

Let me talk about my school....

- Hi, my name's _____.
- I'm _____ years old.
- I'm a student at _____.
- I'm in grade _____.
- My homeroom teacher's name is _____.
- My favorite teacher's name is _____.
- My favorite subject is _____.
- There are _____ students in my class.
- I go to school at _____ (time)
- I finish school at _____ (time)
- I get the most homework from _____ (subject)
- I don't like to study _____ (subject)
- At break time I _____ (verb)
- I'm good at _____ (subject)
- I'm bad at _____ (subject)
- I take _____ in my school bag.
- I go to school because _____.

Nouns

Book	Pencil case
Pencil	Diary
Pen	Dictionary
Eraser	Ruler
Sharpener	Calculator



because

- ... I like it a lot.
- ... I think it's important.
- ... I have to.
- ... my friends are there.
- ... I want to learn.

Let's Talk About My Friend's School

Practice asking your classmate some of the questions below to find out more about them. Make notes of their answers so you can talk about them later

What school do you go to?
Where is it?
Talk about it.

What time do you go to school? What time do you finish?

What do you do at break times?

What do you like best about your school?

Have you ever been late for class? If so, why? Explain.

Is your school far from your home?
How do you get there?

Who wakes you up for school? What time?

What time do you eat lunch at school?
What do you eat there?

Who takes you to school?

How often do you ...at school? Make a sentence below using one of the adverbs of frequency

always usually often sometimes not often rarely never
100% 80% 60% 40% 20% 10% 0%

Once }
Twice } a { day/week/
Three times } month/
year

- Interview another student (choose 3-5 questions)
- Write down their answers below.
- Now tell the class about the person that you've interviewed.

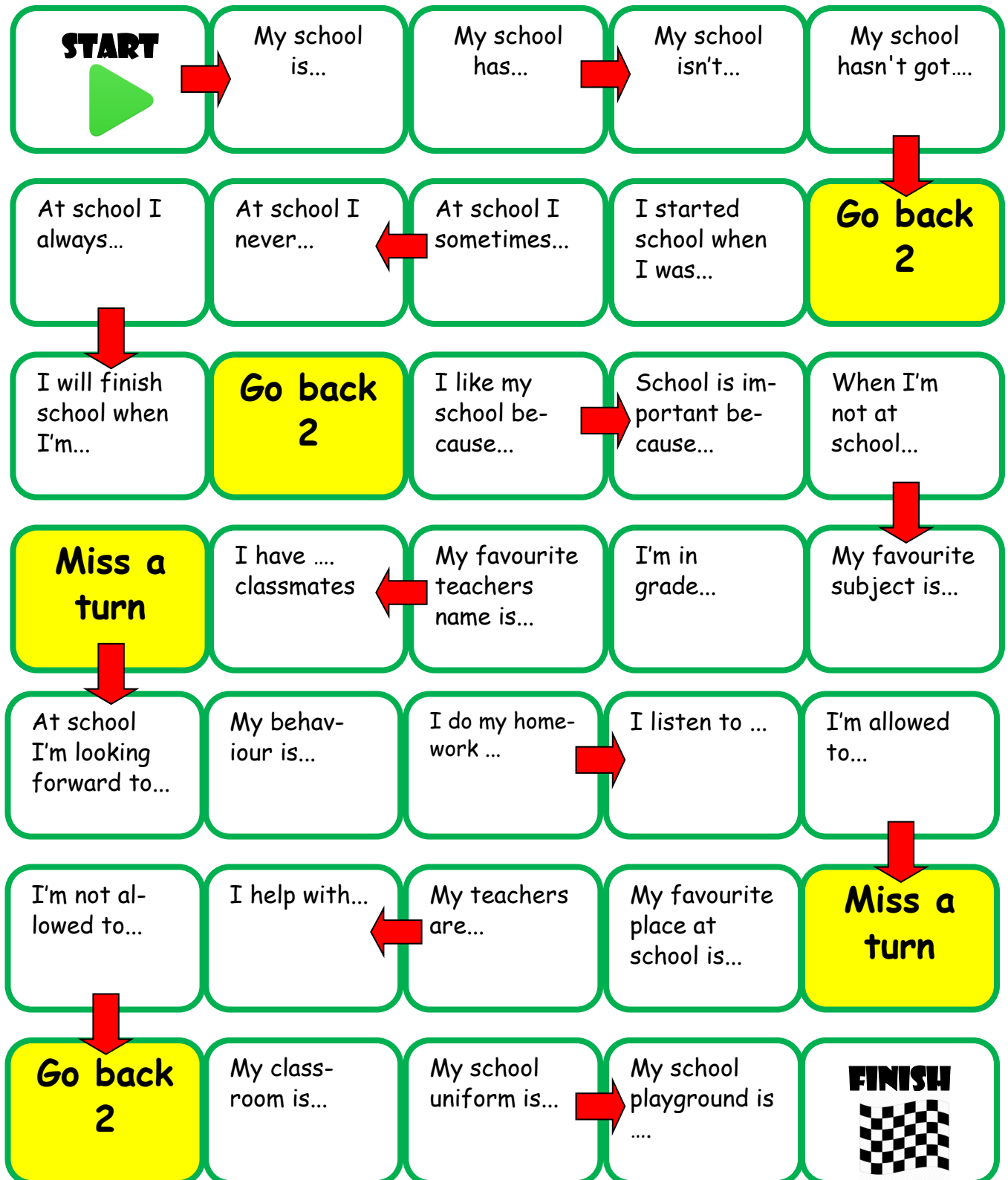
For example: Let me talk about my friend's school. (He/ She) goes to (school name).
At break time (he/she) plays with friends in the playground.

Friends name _____

What can you tell us about their school?


Let's get to know each other

play the game below so that you can get to know your classmates. Finish the sentences provided with information about yourself. Speak in full sentences.



Let's Talk More About My School

Draw a picture of yourself at school for your oral presentation. You will have to talk about your school to the class for one minute.



Make some notes about your school to help you with your oral presentation. Talk about what you like to do at school using at least **three verbs**.

Describe your school using at least **three adjectives**.

Name some of your favourite things or people at school using at least **three nouns**.

Unit 3

Let's Talk About My Home

- Cities
- Buildings
- Rooms
- Furniture

Practice the vocabulary in the word banks below. Use the vocabulary to complete the sentences about yourself.

Word Banks

Cities

Bangkok	Rome
Chonburi	Tokyo
London	Munich
Liverpool	Amsterdam
Madrid	New York
Paris	Washington

buildings

House	Tree house
Flat	Bungalow
Apartment	Igloo
Hut	Shed

Rooms

Kitchen	Dining room
Living room	Utility room
Bedroom	Attic
Garage	Cellar
Loft	Bathroom

Let me introduce myself....

- Hi, my name's _____.
- I was born in _____. (city)
- I live in _____. (city)
- I live in a _____. (building)
- My house has _____ rooms.
- My favourite room at home is _____.
- In the kitchen there is a _____.
- In the living room there is a _____.
- In my bedroom there are some _____.
- I have lived in this house for _____.
- I eat in the _____. (room)
- I sleep in the _____. (room)
- I watch TV in the _____. (room)
- I do my homework in the _____.(room)
- I love my home because..._____.

furniture

Bed	Lamp
Sofa	Table
Sink	Chair
Cupboard	Television
Bookcase	Window
Radio	Door



Because

- ... my family live there.
- ... i'm happy there.
- ... it's comfortable.
- ... it's safe.



Let's Talk About My Friends Home

Practice asking your classmate some of the questions below to find out more about them. Make notes of their answers so you can talk about them later

Where do you live?
Talk about it

How many rooms are there in your home?
Name them.

What is there in your bedroom?
Name the furniture.

What is there in your living room?
Name the furniture.

What is there in your kitchen?
Name the furniture.

Do you prefer living in the city or the country?
Explain your answer.

How many times have you moved house?
Did you enjoy it?

Whose house do you like to visit?
Explain why.

Who does the housework in your family?
What do you do to help?

How often do you ...? Make a sentence below using one of the adverbs of frequency

always usually often sometimes not often rarely never
100% 80% 60% 40% 20% 10% 0%

Once }
Twice } a { day/week/
Three times } month/
year

- Interview another student (choose 3-5 questions)
- Write down their answers below.
- Now tell the class about the person that you've interviewed.



For example: Let me introduce (name). (He / She) lives in a (building) in (city)

Friends name _____

What can you tell us about them?


Let's get to know each other

Play the game below so that you can get to know your classmates. Finish the sentences provided with information about yourself. Speak in full sentences.

START 	My home is...	My home has...	My home isn't...	My home hasn't got...
At home I always...	At home I never...	At home I sometimes...	I like my home because...	Go back 2
When I'm not at home...	Go back 2	I watch TV in the ...	I eat in the ...	My house number is...
Miss a turn	My address is...	My neighbours are...	My street is...	I live near...
I live far from...	When I get home, first I ...	I help with...	I never help with...	I would like to change...
I wouldn't like to change...	I've lived in this home for...	The last time I moved house was...	At home I'm allowed to...	Miss a turn
Go back 2	At home I'm not allowed to...	My favourite thing to do is...	I often...	FINISH 

Let's Talk More About My Home

Draw a picture of yourself for your oral presentation. You can draw yourself in a place that you like, doing something that you like or with people that you like. You will have to talk about yourself to the class for one minute.



Make some notes about yourself to help you with your oral presentation. Talk about what you like to do at home using at least **three verbs**.

Describe your house using at least **three adjectives**.

Explain and discuss

- Home sweet home.
- Home is where the heart is.
- A man's home is his castle.
- Charity begins at home.

Match BrE (left) with AmE (right)

1	cellar	a	apartment
2	lift	b	yard
3	garden	c	basement
4	flat	d	elevator

Unit 4

Let's Talk About Food

- Fruit
- Vegetables
- Drinks
- Popular food
- Tastes

Practice the vocabulary in the word banks below. Use the vocabulary to complete the sentences about yourself.

Word Banks

Fruit

Banana	Pear
Apple	Watermelon
Mango	Pineapple
Coconut	Strawberry
Orange	Cherry
Grapes	Peach

Vegetables

Broccoli
Carrot
Cauliflower
Mushroom
Pepper
Cucumber

Drinks

Water
Orange juice
Milk
Coke
Coffee
Tea

Let me introduce myself....

- Hi, my name's _____.
- My favourite food is _____.
- My favourite fruit is _____.
- My favourite vegetable is _____.
- My favourite drink is _____.
- My favourite restaurant is _____.
- I always eat _____.
- I sometimes eat _____.
- I never eat _____.
- I like _____ food. (taste)
- I don't like _____ food. (taste)
- I can cook _____.
- At home I usually eat _____.
- Food at school is _____.
- For breakfast I eat _____.
- For lunch I eat _____.
- For dinner I eat _____.

Popular food

Chicken	Chilli
Rice	Curry
Burger	Salad
Chips	Pork
Pasta	Beef
Soup	Sandwich



Tastes

Spicy
Salty
Sweet
bitter



Let's Talk About My Friend

Practice asking your classmate some of the questions below to find out more about them. Make notes of their answers so you can talk about them later

What's your favourite food?
How often do you eat it?

What's your favourite restaurant?
Why?

Which country do you think has the best food?

Do you eat fast food?
If yes, what fast food do you eat?

What is the most popular food in your country?

Can you cook?
If yes, what can you make?

What does your pet eat?

Why is it important to eat healthy food?

Why shouldn't you eat too much sugar and fast food?

How often do you ...? Make a sentence below using one of the adverbs of frequency

always usually often sometimes not often rarely never
100% 80% 60% 40% 20% 10% 0%

Once }
Twice } a { day/week/
Three times } month/
year

- Interview another student (choose 3-5 questions)
- Write down their answers below.
- Now tell the class about the person that you've interviewed.



For example: Let me introduce (name).

Friends name _____

What can you tell us about them?


Let's get to know each other

Play the game below so that you can get to know your classmates. Finish the sentences provided with information about yourself. Speak in full sentences.

START 	I like to eat ...	I don't like to eat...	Today I ate...	Yesterday I ate...
I always eat...	I never eat...	I sometimes eat...	Right now I want to eat...	Go back 2
My favourite healthy food is...	Go back 2	My favourite unhealthy food is...	My family eats a lot of...	My favourite vegetable is...
Miss a turn	My favourite fruit is...	My favourite fast food is...	My favourite restaurant is...	Fruit is...
Cake is...	Thai food is...	Desserts are...	The first food I tried was...	I have never tried...
The strangest food I've tried is...	My pet eats...	My best friend eats...	School food is...	Miss a turn
Go back 2	I drink a lot of...	I never drink...	I sometimes drink...	FINISH 

Let's Talk More About Food

Draw a picture of yourself with some of your favourite foods. You will have to talk about food to the class for one minute.



Make some notes about your school to help you with your oral presentation. Describe your favourite food using at least **three adjectives**.

Tick the food you have tried.

apple		cabbage		stew	
banana		mushroom		chicken	
rice		tomato		duck	
paella		celery		pork	
spaghetti		eggs		beef	
avocado		curry		frog	
coffee		burger		snail	
water		lasagne		fish	

Unit 5

Let's Talk About Travel

- Countries
- Transport
- Cities

Practice the vocabulary in the word banks below. Use the vocabulary to complete the sentences about yourself.

Word Banks

Countries

England	Korea
Thailand	Holland
America	Australia
Japan	Portugal
France	Spain
Cambodia	India

Transport

Bus
Train
Car
Boat
Airplane
Helicopter

Cities

Bangkok	Beijing
London	Liverpool
Madrid	Barcelona
Tokyo	Munich
Chonburi	Vientiane
Paris	Sydney

Let me introduce myself....

- Hi, my name's _____.
- I have been to _____. (country / city / place)
- I have never been to _____. (country / city / place)
- My favourite place to visit is _____.
- My last holiday was _____.
- I went with _____.
- I travelled by _____. (transport)
- I've never travelled by _____. (transport)
- My next holiday will be _____.
- I usually eat _____.
- I usually try _____.
- I wouldn't like to go to _____.
- The first place I ever visited was _____.
- On holiday I like to _____
because _____.

Places

Mountains
Beach
Forest
Campsite
Farm
Waterpark



Because

It's fun.
It's good.
It's interesting

Let's Talk About My Friend

Practice asking your classmate some of the questions below to find out more about them. Make notes of their answers so you can talk about them later

Have you ever been abroad?
Where did you go?

How many countries have you visited?
Talk about them.

Where do you usually go on holiday?
Talk about it.

How do you usually travel?
How do you prefer to travel?

Have you ever travelled by plane?
How did you feel?

What's your favourite city?
Why? What can you do there?

Do you ever go camping?
How do you feel about it?

Where did you spend your last holiday?
Talk about it.

How often do you go on holiday?

How often do you ...? Make a sentence below using one of the adverbs of frequency

always usually often sometimes not often rarely never
100% 80% 60% 40% 20% 10% 0%

Once }
Twice } a { day/week/
Three times } month/
year

- Interview another student (choose 3-5 questions)
- Write down their answers below.
- Now tell the class about the person that you've interviewed.



For example: Let me introduce (name). (He/She) has visited (country)

Friends name _____

What can you tell us about them?


Let's get to know each other

Play the game below so that you can get to know your classmates. Finish the sentences provided with information about yourself. Speak in full sentences.

START 	I like to visit...	I don't like to visit...	My last holiday was...	I usually travel by ...
I've never travelled by...	On holiday I ...	I go on holiday with...	I want to go to...	Go back 2
On holiday I like to eat...	Go back 2	On holiday I like to see...	On holiday I like to buy...	On holiday I take...
Miss a turn	On holiday I like to play...	I have never been to...	My best holiday was...	My worst holiday was...
Travelling by car is...	Travelling by train is...	Travelling by horse is...	Travelling by rocket is...	Travelling by bus is...
The longest I've travelled for is...	The furthest I've travelled is ...	The last time I travelled was ...	The next time I will travel will be...	Miss a turn
Go back 2	I love to travel with...	Holiday is fun because...	My dream holiday is ...	FINISH 

Let's Talk More About Travel

Draw a picture of yourself for your oral presentation. You can draw yourself in a place that you like, doing something that you like or with people that you like. You will have to talk about yourself to the class for one minute.



Make some notes about yourself to help you with your oral presentation. Talk about what you like to do on holiday using at least **three verbs**.

Describe your last holiday using at least **three adjectives**.

Draw the flag of your country: Draw the flag of a country you have visited:



Unit 6

Let's Talk About the Future

- Will / wont
- Environment
- Should / shouldn't
- verbs

Practice the vocabulary in the word banks below. Use the vocabulary to complete the sentences about yourself.

Word Banks

verbs

eat	try
play	make
go	play
do	work
see	learn
help	take

adjectives

--	--

places

--

Let me introduce myself....

- Hi, my name's _____ . (verb)
- Tomorrow I will _____ . (verb)
- Next week I will _____ . (verb)
- Next year I will _____ . (verb)
- In ten years I will _____ . (verb)
- I will travel to _____ . (place)
- I will be a _____ . (occupation)
- I will live _____ . (place)
- Pollution will be _____ . (adjective)
- Robots will _____ . (verb)
- Technology will be _____ . (adjective)
- The earth will be _____ . (adjective)
- Transport will be _____ . (adjective)
- Global warming will be _____ . (adjective)
- I'm _____ about the future because

Because

--

Let's Talk About My Friend

Practice asking your classmate some of the questions below to find out more about them. Make notes of their answers so you can talk about them later

What do you think the weather will be tomorrow?

What are you going to do tomorrow?

What are you going to do tonight?

Where do you see yourself in ten years time?

Do you think people will live longer?
Explain your answer.

Will robots ever replace humans?
Why do you think this?

Do you think the world will be better or worse in the future? Why?

How do you think your country will change in the future?

What new inventions would you like to see in the future?

How often will you ...? Make a sentence below using one of the adverbs of frequency

always usually often sometimes not often rarely never
100% 80% 60% 40% 20% 10% 0%

Once }
Twice } a { day/week/
Three times } month/
year

- Interview another student (choose 3-5 questions)
- Write down their answers below.
- Now tell the class about the person that you've interviewed.

For example: Let me introduce (name).

Friends name _____

What can you tell us about them?


Let's get to know each other

Play the game below so that you can get to know your classmates. Finish the sentences provided with information about yourself. Speak in full sentences.



Let's Talk More About the Future

Draw a picture of yourself in the future for your oral presentation. You will have to talk about your future to the class for one minute.



Make some notes about your future to help you with your oral presentation. Talk about what you would like to do at school using at least **three verbs**.

Do you think this will happen? Discuss	yes	no	maybe
Aliens will invade the earth.			
Flying cars will fix the traffic problems.			
Robots will take over the earth.			
Humans will fix the damage we've caused to the planet			
Tourists will go on space holidays.			
Scientists will invent time machines.			
People will live longer.			
There will be a friendly alien encounter.			

Unit 7

Let's Talk About Countries

- Countries
- Climate
- Would / wouldn't

Practice the vocabulary in the word banks below. Use the vocabulary to complete the sentences about yourself.

Word Banks

Countries

Thailand
England
Spain
Greece
America
Australia




Let me introduce myself....

- Hi, my name's _____.
- I come from _____.(country)
- My country is famous for _____.
- My teacher comes from _____.(country)
- I have been to _____.(country)
- I have never been to _____.(country)
- My favourite country to visit is _____.
- I would like to go to _____.(country)
- I wouldn't like to go to _____.(country)
- _____ has a big population.
- _____ has a small population.
- If I could go anywhere, I would go to _____
because _____.



Because



Let's Talk About My Friend

Practice asking your classmate some of the questions below to find out more about them. Make notes of their answers so you can talk about them later

What is the biggest country in the world?

What do you know about it?

What is the country with the most people?

What do you know about it?

Do many people visit your country?

What can tourists see and do there?

How many currencies do you know?

Make a list.

Name three countries in three different continents where it always snows and freezes in winter.

What are the most popular tourist countries?

Guess and give reasons

Which countries have you visited?

Which countries would you like to visit?

What countries would you not want to visit and why?

How many countries can you name starting with the letter B?

How often will you ...? Make a sentence below using one of the adverbs of frequency

always usually often sometimes not often rarely never
100% 80% 60% 40% 20% 10% 0%

Once }
Twice } a { day/week/
Three times } month/
year

- Interview another student (choose 3-5 questions)
- Write down their answers below.
- Now tell the class about the person that you've interviewed.



For example: Let me introduce (name).

Friends name _____

What can you tell us about them?


Let's get to know each other

Play the game below so that you can get to know your classmates. Finish the sentences provided with information about yourself. Speak in full sentences.

START 	I was born in ...	I live in ...	I would like to visit ...	I wouldn't like to visit ...
Thailand is famous for ...	England is famous for ...	America is famous for ...	China is famous for ...	Go back 2
A very hot country is ...	Go back 2	A very cold country is ...	A big country is ...	A small country is ...
Miss a turn	... has a big population	... has a small population	A famous food in Thailand is ...	A famous animal in Thailand is ...
...
...	Miss a turn
Go back 2	FINISH 

Let's Talk More About Countries

Draw a picture of yourself for your oral presentation. You can draw yourself in a place that you like, doing something that you like or with people that you like. You will have to talk about yourself to the class for one minute.



Draw and colour the flags.



1. Germany 2. Spain 3. UK

4. Mexico 5. USA 6. Japan

7. China 8. Russia 9. Thailand

Unit 8

Let's Talk About Education

Practice the vocabulary in the word banks below. Use the vocabulary to complete the sentences about yourself.

Word Banks

Time

1 o'clock
2 o'clock
3 o'clock
4 o'clock
5 o'clock
6 o'clock

--	--

Transport

Car
Bus
Train

Let me introduce myself....

- Hi, my name's _____.
- I go to _____ . (school)
- My favourite subject is _____.
- My favourite thing about school is _____.
- The thing that I'd change about my school is _____.
- My favourite place at school is _____.
- I start school at _____ . (time)
- I finish school at _____ . (time)
- I do my homework _____ . (place)
- I do my homework _____ . (time)
- I go to school by _____ . (transport)
- Before school I _____.
- After school I _____.
- I _____ my school because _____.



Because

--



Let's Talk About My Friend

Practice asking your classmate some of the questions below to find out more about them. Make notes of their answers so you can talk about them later

Where do you go to school? Do you think it is a good school? Explain.

What is (was) your favourite subject? Why do (did) you like it?

How much homework or papers do students need to do? How much free time do they have?

Which languages are taught in school? Is it difficult to learn to speak them well? Explain.

You don't need to go to school to be smart. I can teach myself.' Do you agree?

'Going to school is a complete waste of time.' Do you agree?

What is your favourite thing about your school?

What would you like to change about your school?

Which is more important: the skills you learn in school or in real life? Explain.

How often will you ...? Make a sentence below using one of the adverbs of frequency

always usually often sometimes not often rarely never
100% 80% 60% 40% 20% 10% 0%

Once }
Twice } a { day/week/
Three times } month/
year

- Interview another student (choose 3-5 questions)
- Write down their answers below.
- Now tell the class about the person that you've interviewed.

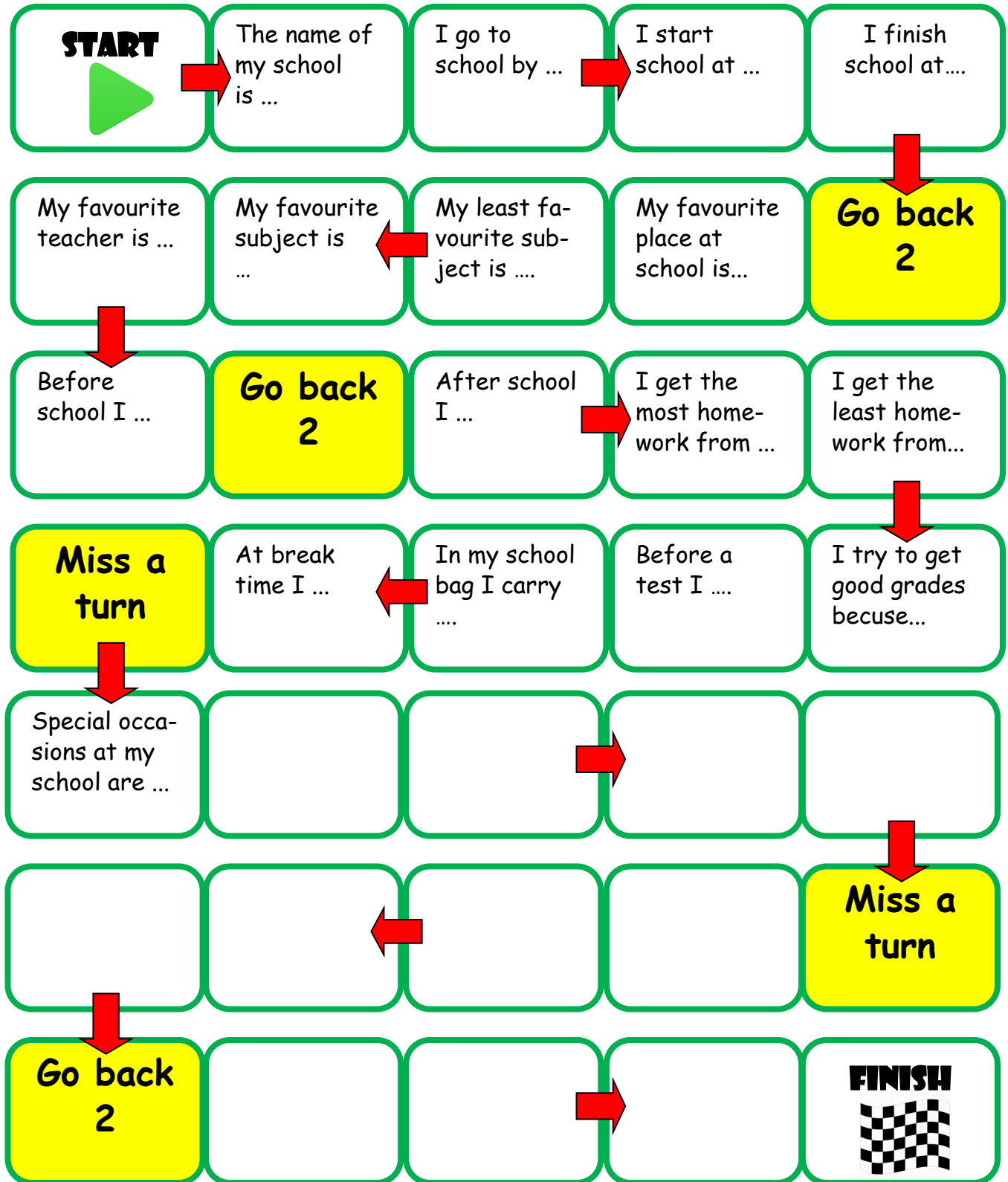
For example: Let me introduce (name).

Friends name _____

What can you tell us about them?


Let's get to know each other

Play the game below so that you can get to know your classmates. Finish the sentences provided with information about yourself. Speak in full sentences.



Let's Talk More About Education

Draw a picture of yourself in school for your oral presentation. You will have to talk about your future to the class for one minute.

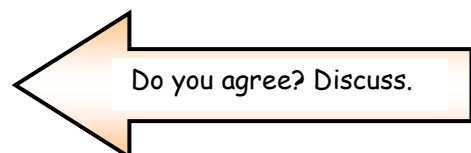


Match

- | | |
|------------------------|---|
| 1. boarding school | a. 2 nd stage in formal education, usually from the ages of 12 to 17 |
| 2. diploma | b. higher education provided by universities and colleges |
| 3. distance learning | c. 1 st stage in formal education, usually from the ages of 6 to 11 |
| 4. mortar board | d. higher education institute that provides distance learning courses |
| 5. open university | e. school where pupils are provided with meals and lodging |
| 6. primary education | f. document that proves a student has earned a degree |
| 7. secondary education | g. courses taken at home, usually online using a computer network |
| 8. tertiary education | h. academic cap topped by a flat square with a tassel |

Quotes:

- What we learn with pleasure, we never forget.
- Practice is the best of all instructors.
- If you can read this, thank a teacher.




Unit 9

Let's Talk About Health

Practice the vocabulary in the word banks below. Use the vocabulary to complete the sentences about yourself.

Word Banks




Let me introduce myself....

- Hi, my name's _____.
- My favourite healthy food is _____.
- My favourite healthy activity is _____.
- Fruit is healthy because _____.
- Vegetables are healthy because _____.
- Exercise is healthy because _____.
- _____ is bad for our health
- _____ is bad for our health
- _____.



Because



Let's Talk About My Friend

Practice asking your classmate some of the questions below to find out more about them. Make notes of their answers so you can talk about them later

Name three healthy foods that you enjoy eating.

When was the last time you went to the doctor/dentist/hospital?

How can the environment be damaging to someone's health?

Explain.

Have you ever been ill?
What was wrong with you?

What do you do to keep fit and healthy?

Have you had any vaccines?
If so, against which diseases?

Compare with others.

Are you afraid of needles?

What are the worst jobs for your health?

What sports can be damaging to your health? In what way?

In your opinion, what are the healthiest sports?

How often will you ...? Make a sentence below using one of the adverbs of frequency

always usually often sometimes not often rarely never
100% 80% 60% 40% 20% 10% 0%

Once }
Twice } a { day/week/
Three times } month/
year

- Interview another student (choose 3-5 questions)
- Write down their answers below.
- Now tell the class about the person that you've interviewed.

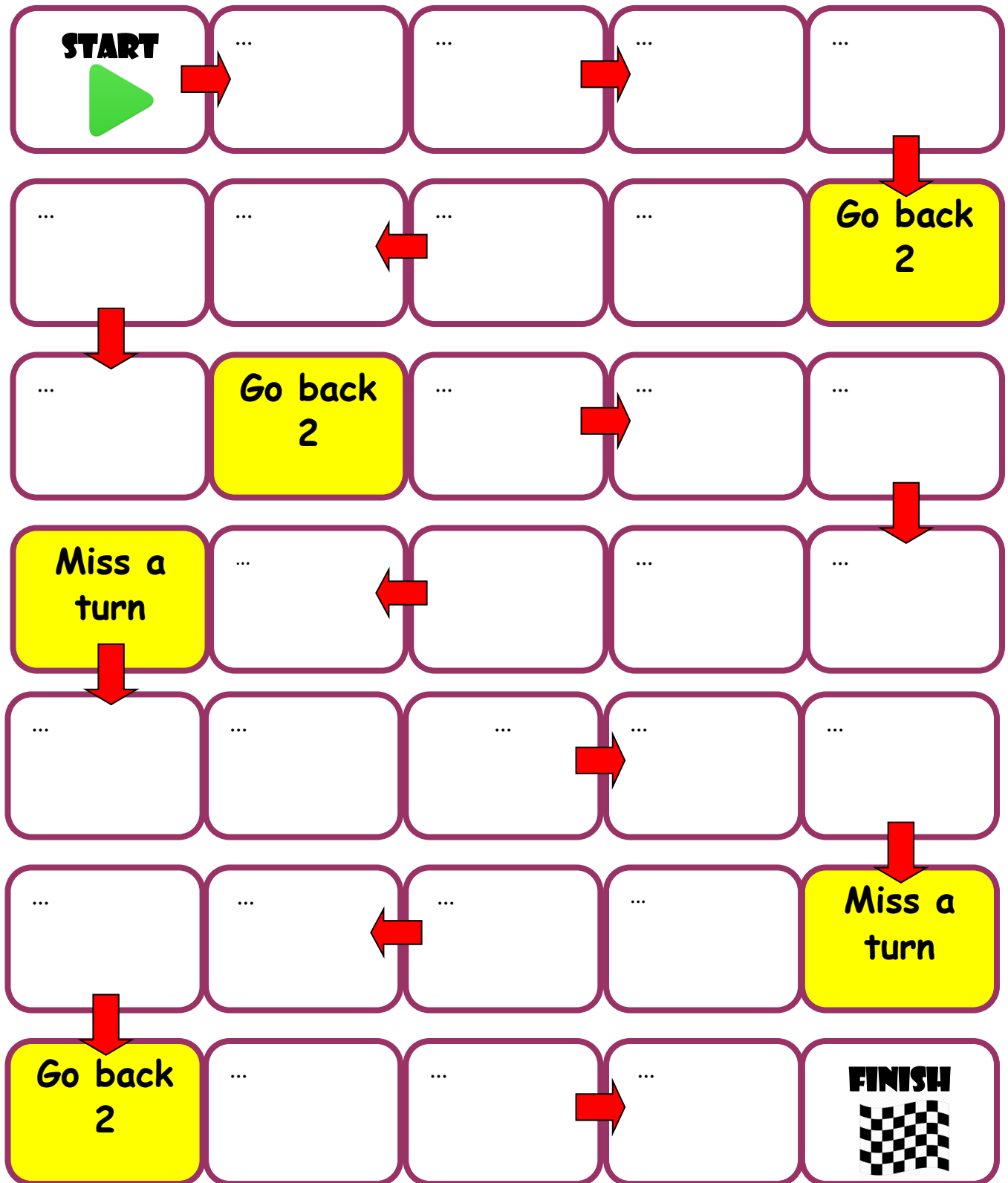
For example: Let me introduce (name).

Friends name _____

What can you tell us about them?


Let's get to know each other

Play the game below so that you can get to know your classmates. Finish the sentences provided with information about yourself. Speak in full sentences.



Let's Talk More About Health

Draw a picture of yourself for your oral presentation. You can draw yourself in a place that you like, doing something that you like or with people that you like. You will have to talk about yourself to the class for one minute.



Match words and pictures




Unit 10

Let's Talk About Pets

Practice the vocabulary in the word banks below. Use the vocabulary to complete the sentences about yourself.

Word Banks



Let me introduce myself....

- Hi, my name's _____.
- _____.
- _____.
- _____.
- _____.
- _____.
- _____.
- _____.
- _____.
- _____.
- _____.
- _____.
- _____.
- _____.
- I'm _____



Because



Let's Talk About My Friend

Practice asking your classmate some of the questions below to find out more about them. Make notes of their answers so you can talk about them later

Do you have a pet?
If not, have you ever had one?
Talk about it.

Which animal makes the best pet?
Why?

Which animals should not be kept as pets?
Explain why.

What's the most unusual pet you have ever seen?
Tell the class about it.

Should people living in an apartment be allowed to keep a pet?
Explain.

What are the *pros and cons* of keeping a pet? (= what is good and bad about)
Discuss.

Do you think it is right to keep wild animals in a zoo?
Explain your point of view.

Classify all possible pets you can think of in a category grid (mammal, bird, reptile, fish, insect, etc.).

Animals should never be kept in captivity. They belong in the wild'. (= in a cage or locked up)
Do you agree?

How often will you ...? Make a sentence below using one of the adverbs of frequency

always usually often sometimes not often rarely never
100% 80% 60% 40% 20% 10% 0%

Once }
Twice } a { day/week/
Three times } month/
year

- Interview another student (choose 3-5 questions)
- Write down their answers below.
- Now tell the class about the person that you've interviewed.

For example: Let me introduce (name).

Friends name _____

What can you tell us about them?



EASY LEARNING

First Choice English Easy Learning is a series of books designed to develop a child's reading skills. The books contain a mixture of fun puzzle activities to practice and support applied phonology phonics, word building, spelling and vocabulary. These books also teach grammar and presentation skills and are suitable for young learners of all levels and abilities.

- A fun and effective way to learn phonics, spelling and reading
- A fun and fully comprehensive learning system for young learners
- Build understanding of spelling rules and patterns without the confusion
- Challenging activities to support more able children
- Practice activities for less confident children

Easy Learning series:

Stage 1 - Young Learners (ages 4 - 7)






Stage 2 - Reading Skills (ages 5 - 10)

Stage 3 - Introduction to Reading (ages 6 - 12)

Stage 4 - Reading Program (ages 6 - 12)

Stage 5 - Conversation (ages 6 - 12)

Stage 6 - English Proficiency (ages 8+)



Browse our English learning resources at www.firstchoiceenglish.com