



Lesson

6

Life Science: Biology (生命科学: 生物学)

Where does your favorite fruit grow?

Let's learn **some** fruits.


Talk about **where** fruits grow.

Part 1



Warm up

Do you know the name of the game?



Warm up

Let's sing a song!



 **Focus on**
Learn the words.



S1&S2: (Take turns saying
some fruits' names.)



fruit

 **Focus on**
Learn the words.



S1: Watermelon.
S2: Watermelon.
(Louder than S1.)



watermelon


 **Focus on**
Learn the words.



mango

S2: Mango, mango.
(Clap hands and read.)
S1: Mango, mango.
(Clap hands and read.)


 **Focus on**
Learn the words.



orange

T: Orange, orange.
I like oranges.
(Read and do TPR.)
S1&S2: (Repeat and do
the action.)

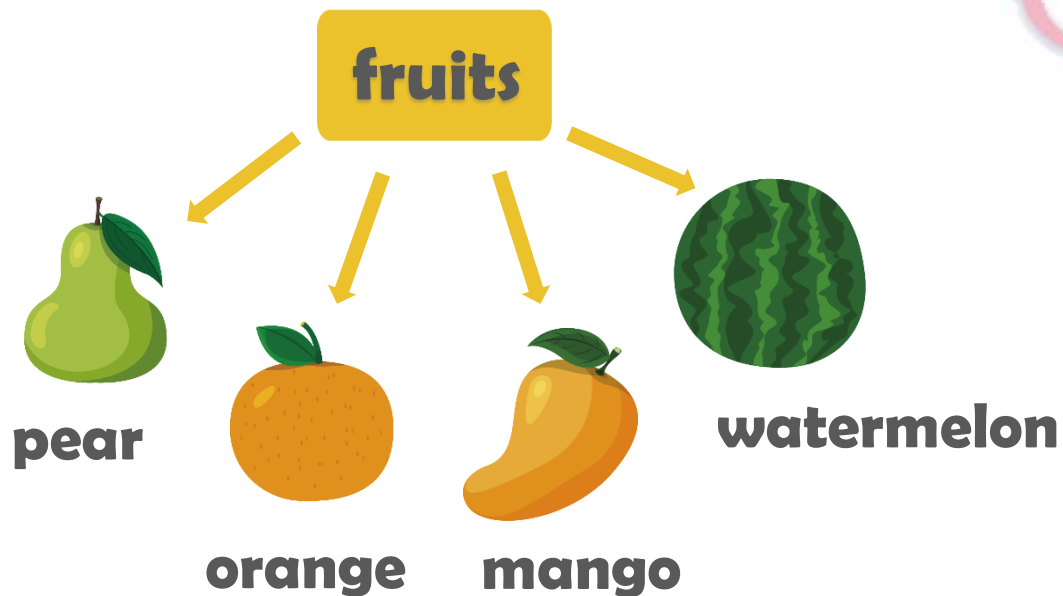
 **Focus on**
Learn the words.



pear

T: Pear, pear.
I like pears.
(Read and do TPR.)
S1&S2: (Repeat and do
the action.)


 **Focus on**
Learn the words.



S1&S2: (Read and see
who is better!)

 **Focus on**

Match the pictures to the words.



S1: (Match.)
S2: (Check.)

mango

watermelon

orange



pear

Have fun

Let's play the bomb game.



S1&S2: (Take turns
guessing where the
bomb is.)




Have fun

Let's play the bomb game.



S1&S2: (Take turns guessing where the bomb is.)




Have fun

Let's play the bomb game.



S1&S2: (Take turns guessing where the bomb is.)




Have fun

Let's play the bomb game.



S1&S2: (Take turns guessing where the bomb is.)




Have fun

Let's play the bomb game.



S1&S2: (Take turns
guessing where the
bomb is.)




Have fun

Let's play the bomb game.



S1&S2: (Take turns guessing where the bomb is.)




Have fun

Let's play the bomb game.



S1&S2: (Take turns
guessing where the
bomb is.)



Have fun

Let's play the bomb game.



S1&S2: (Take turns guessing where the bomb is.)



Get ready

Watch the video and check out the answer.



What are Jimmy and Mandy's favorite fruits?

Get ready

Do a role play.



(Mandy and Jimmy are talking about **fruits**.)




Jimmy, do you like fruit?

Yes, I do.



What's your **favorite** fruit?

My favorite fruit is **pears** .
They're sweet. What about you?




Get ready

Do a role play.



(Mandy and Jimmy are talking about *fruits*.)



My favorite fruit is **mangoes** .
I like to **eat** them very much.
Do you like mangoes?

No, I don't.




Grammar

Ask and answer questions by using the patterns and pictures.



1. A: Do you like ...?
B: Yes, I do. / No, I don't.

2. A: What's your favorite fruit?
B: My favorite fruit is ...



like / pear

Grammar

Ask and answer questions by using the patterns and pictures.




1. A: Do you like ...?


B: Yes, I do. / No, I don't.

2. A: What's your favorite fruit?

B: My favorite fruit is ...



like / pear



don't like / orange

Grammar

Ask and answer questions by using the patterns and pictures.




1. A: Do you like ...?


B: Yes, I do. / No, I don't.

2. A: What's your favorite fruit?


B: My favorite fruit is ...



like / pear



don't like / orange



like / watermelon

Grammar

Ask and answer questions by using the patterns and pictures.




1. A: Do you like ...?


B: Yes, I do. / No, I don't.

2. A: What's your favorite fruit?

B: My favorite fruit is ...



like / pear



don't like / orange



like / watermelon



like / mango

Check here

1. Talk about fruits with your teacher.



T: Which fruit will you use to make a fruit salad?

S: I will use ...



Check here

2. Help them find their favorite fruits.



Steve

Erick

David



1

2


3

S1&S2: (Take turns finding one.)

After lesson activity

Make fruit salad with your parents and take photos.

和爸爸妈妈一起做水果沙拉，并拍照。



Homework

Watch the video of “Branch out” from Lesson 6 Part 2, then answer the question: “Where do watermelons grow?”

看第六课第二部分Branch out的视频，然后回答问题：西瓜长在哪里？



