


2b



Read at Home

I Can Trick a Tiger



Series created by Roderick Hunt and Alex Brychta



Tips for Reading Together

Children learn best when reading is fun.

- Talk about the title and the pictures on the cover.
- Look through the pictures together and discuss what you think the story might be about.
- Read the story together, pointing to the words and inviting your child to join in.
- Give lots of praise as your child reads with you, and help them when necessary.
- Have fun finding the hidden tree frog.
- Enjoy re-reading the story and encourage your child to say the repeated phrases with you.

Children enjoy reading stories again and again.
This helps to build their confidence.

Have fun!

Find the tree frog hidden in every picture.





I Can Trick a Tiger


Written by Cynthia Rider
Illustrated by Alex Brychta




OXFORD
UNIVERSITY PRESS




Floppy was dreaming that he was in the jungle.




A tiger jumped out.
“Got you!” he said.



“I can trick a tiger,”
said Floppy.



“Look out!” said Floppy.
“There’s a bee on your nose.”



“Oh no!” said the tiger,
and he let Floppy go.



A crocodile jumped out.
“Got you!” she said.




“I can trick a crocodile,”
said Floppy.



“Look out!” said Floppy.
“There’s a bee on your nose.”




“Oh no!” said the crocodile,
and she let Floppy go.




A snake slid out.
“Got you!” she said.

“I can trick a snake,”
said Floppy.



“Look out!” said Floppy.
“There’s a bee on your nose.”

“Oh no!” said the snake,
and she let Floppy go.



A rabbit jumped out.
“Got you!” said Floppy.



“Look out!” said the rabbit.
“There’s a bee on your nose.”



Buzzzzzzzz!
“Oh no!” said Floppy.

Think about the story



Why did
the tiger let
Floppy go?

What would you
do if you had a
bee on your nose?



How do you think
Floppy felt when the bee
landed on his nose?



Have you
ever played a trick
on anybody?
Was it a funny
trick?



Rhyming words


Match the things that rhyme.



Useful common words repeated in this story and other books at Level 2.

can look no out said the you
Name in this story: Floppy

More books for you to enjoy



OXFORD

UNIVERSITY PRESS

Great Clarendon Street,
Oxford OX2 6DP

Text © Cynthia Rider 2005

Illustrations © Alex Brychta 2005

Designed by Andy Wilson

First published 2005

All rights reserved


British Library Cataloguing
in Publication Data available

ISBN 978-0-19-838558-5

10 9 8 7 6 5 4

Printed in China by Imago

Have more fun
with Read at Home



Can Floppy trick a tiger?





Read at Home is designed for young readers. The entertaining stories and humorous illustrations contain built-in progression and vocabulary repetition – which is just what children need to become successful readers!

Level 2: Starting to Read

For children who:

- can recognise a few words by sight
- can use pictures to read simple sentences
- know some initial letter sounds



Oxford Reading Tree is used in 80% of primary schools

OXFORD
UNIVERSITY PRESS

www.oup.com

Series Editors: Kate Ruttle, Annemarie Young

£3.99

ISBN 978-0-19838558-5



9 780198 385585