



First Choice English

EASY LEARNING

Reading Skills

Book 1

**Ages
5-10**

Vocabulary a-z

Letter sounds

Tracing

Basic writing

Common sight words

Words and syllables

Blending

Segmentation

Letter recognition



www.firstchoiceenglish.com

Reading Skills Book 1

Thank you for purchasing **Reading Skills Book 1**. This book is a part of FCE's Easy Learning Series and is designed to help beginning and struggling readers to build confidence and fluency. This course gives the students a step-by-step bite sized approach to learning to read. The FCE Phonics and Reading system is extremely affective for students who are struggling with letters and sounds or are learning English as a second language.

The books contain a mixture of fun puzzle activities to practice and support applied phonology, phonics, word building, spelling and vocabulary. These books also teaches grammar and presentation skills and are suitable for young learners of all levels and abilities.

- A fun and effective way to learn phonics, spelling and reading
- A fun and fully comprehensive learning system for young learners
- Build understanding of spelling rules and patterns without the confusion
- Challenging activities to support more able children
- Practice activities for less confident children

Tips for teachers

This list provides a general guidance for the activities in this book.


- Find a quiet, comfortable place to teach.
- Find fun and interactive ways to teach the sound or topic of the day
- Ensure that the students repeat words and sounds often with correct pronunciation.
- Take note and correct student mistakes
- Review previous work frequently
- Review with the student what they have learnt.
- Reward the student with praise and encouragement.
- Direct the student's attention to the sound of the day
- Check that the student can say the right sounds.

Contents

This contents list provides an overview of the learning objectives of each section of the book.

Course details and lesson stages	4	First sound 'o'	34
First sound 'a'	6	First sound 'p'	36
First sound 'b'	8	First sound 'q'	38
First sound 'c'	10	First sound 'r'	40
First sound 'd'	12	First sound 's'	42
First sound 'e'	14	First sound 't'	44
First sound 'f'	16	First sound 'u'	46
First sound 'g'	18	First sound 'v'	48
First sound 'h'	20	First sound 'w'	50
First sound 'i'	22	Letter sound 'x'	52
First sound 'j'	24	First sound 'y'	54
First sound 'k'	26	First sound 'z'	56
First sound 'l'	28	Essential skills	58
First sound 'm'	30	Essential vocabulary	60
First sound 'n'	32	Student assessment	62

fceeducation@gmail.com



Course details and lesson stages

This **Reading Skills Programme** is designed as a foundation programme that precedes learning to read. Children are enrolled in this programme when they are able to name a wide array of objects from pictures and are able to show that they appreciate how to access the first sound in the words for such pictures.

The course teaches the child to:

- Count single syllable words
- Count poly-syllabic words
- Count syllables in both types of words
- Access the onset or first sound in spoken words
- Access the last sound in spoken words
- Access the middle sound in three letter words with a consonant, a vowel and a final consonant (cvc words)
- Full phonological segmenting skills
- Full phonological blending skills using only oral language
- Phonics and how sounds are represented by visual letters
- Recognize how digraphs are represented
- The significance of rhyme
- Ask questions appropriately

This programme is very important because it teaches the child how written text is actually a representation of spoken English. After this programme, children will approach text with an awareness that sound is represented by letters and that by combining or blending the sound-letter sequences words can be decoded easily and without effort. After this programme children are ready to learn to read.

First Sounds

Students learn how to say and write the first sounds of pictures that they are shown. Simple consonant sounds are covered first before progressing to consonant blends and digraphs.

Last Sounds

Students learn how to say and write the last sounds of pictures that they are shown. Simple consonant sounds are covered first before progressing to consonant blends and digraphs.

Medial Sounds

Students learn how to say the medial sounds of pictures that they are shown. Short vowel sounds are covered first before progressing to long vowel and diphthong sounds.

Segmentation

Students learn how to separate the sounds sequenced in a whole word. By segmenting sounds, students are able to hear the single sounds that make up a word. Simple pictures like cat and dog etc are covered before pictures like cake, chair and girl are covered.

Rhyming

Students learn how to find and say words that sound the same except the first sound; for example cat and hat, moon and spoon.

Greeting

At the beginning of each lesson, greet students formally. Collect students books and check previous homework. Don't overwhelm them with your voice or your touch or your height. Establish routine and predictability.

Settling Exercise

Commence each session with introducing the sound or theme of the day. The environment should be stimulating but not threatening. Observe the way the children relate to each other. Take note of the children who are more confident than others. Be aware sensitive to the dynamics of the group.

Themes

Use the themes occasionally. Talk to the children all the time and encourage them to speak to you. If you ask a question, wait for the answers. Do not allow a child to simply nod or shake his/her head. Ask open questions which require answers other than "yes" or "no". Teach a new word every lesson.

Delivery

The lessons do not need to be completed within a specific time frame. Some lessons may take longer than others, depending on the group's interest and involvement. Not all children will be able to do all activities. Vary the activities according to the individual child.

Story

Occasionally read a story and use the story to ask comprehension questions and to develop vocabulary. Talk about the pictures in the story.

Social Skills


Do not expect the students to understand abstract concepts. The way to deal with difficult situations is to distract the child. Direct the child's attention to something else in the room. Paying attention to children who are behaving also indicates to a "naughty" child that those children are being rewarded. Tell the children why you are rewarding them.

Social Skills

- Positive interaction with adults and peers
- Teamwork
- Sharing
- Communicating with others
- Talking in front of the group
- Listening when others are talking

Oral Skills

- English vocabulary building
- Correct pronunciation
- Follow simple instructions
- Speak in sentences
- Ask questions
- Talk about self




Letter Sounds

Hidden Alphabet

Aa

Listen for the Aa sound, /a/. Color all of the pictures with the first sound of /a/ as in apple.




Practice tracing the letter. Then practice writing the letter correctly on your own.

a

a a a a a a a a a a a a a a a

a



ant

ant

Writing:

ant

ant

ant

ant

ant

ant

ant

ant

ant

ant

Write in the lines:

ant

ant

ant

ant

Circle the words that have the a sound.

axe

cat

box

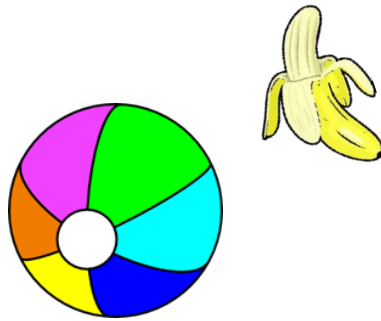
dog

log

fish

ant

map




Letter Sounds

Hidden Alphabet

Bb

Listen for the Bb sound, /b/. Color all of the pictures with the first sound of /b/ as in ball



Practice tracing the letter. Then practice writing the letter correctly on your own.

b

b b b b b b b b b b b b b b

b



bat

bat

Writing:

bat

bat

bat

bat

bat

bat

bat

bat

bat

bat

Write in the lines:

bat

bat

bat

bat

Circle the words that have the b sound.

bat

cat

box

dog

man

fish

ball

map

FCE Phonics and Reading




Letter Sounds

Hidden Alphabet

Cc

Listen for the Cc sound, /c/. Color all of the pictures with the first sound of /c/ as in cat.



Practice tracing the letter. Then practice writing the letter correctly on your own.



C



cap

cap

Writing:

cap

cap

cap

cap

cap

cap

cap

cap

cap

cap

Write in the lines:

cap

cap

cap

cap

Circle the words that have the c sound.

can

cat

box

dog

tree

crab

ant

candle










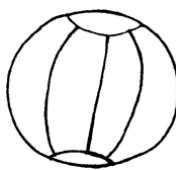

Letter Sounds

Hidden Alphabet

Dd

Listen for the Dd sound, /d/. Color all of the pictures with the first sound of /d/ as in dog.

fceeducation@gmail.com

Practice tracing the letter. Then practice writing the letter correctly on your own.



d d d d d d d d d d d d d

d _____



duck

duck

Writing:

duck duck duck duck

duck duck duck duck


Write in the lines:

duck duck duck

Circle the words that have the d sound.

dog mat cap shed

dad can van hand




Letter Sounds

Hidden Alphabet

Ee

Listen for the Ee sound, /e/. Color all of the pictures with the first sound of /e/ as in egg.



Practice tracing the letter. Then practice writing the letter correctly on your own.



e



egg

egg

Writing:

egg egg egg egg egg

egg egg egg egg egg

Write in the lines:

egg egg egg egg

Circle the words that have the e sound.

ten pen mat fan
net tent lion hen




Letter Sounds

Hidden Alphabet

Ff

Listen for the Ff sound, /f/. Color all of the pictures with the first sound of /f/ as in fan.



Practice tracing the letter. Then practice writing the letter correctly on





fan

fan

Writing:

fan fan fan fan fan

fan fan fan fan fan

Write in the lines:

fan fan fan fan

Circle the words that have the f sound.

gate fin lift bell
fox cloud pen fan




Letter Sounds

Hidden Alphabet

Gg

Listen for the Gg sound, /g/. Color all of the pictures with the first sound of /g/ as in goat



Practice tracing the letter. Then practice writing the letter correctly on your own.

g

g g g g g g g g g g g g g g g

g



goat

goat

Writing:

goat

goat

goat

goat

goat

goat

goat

goat

Write in the lines:

goat goat goat

Circle the words that have the g sound.

game ball fox gun

goat girl book cat

fceeducation@gmail.com

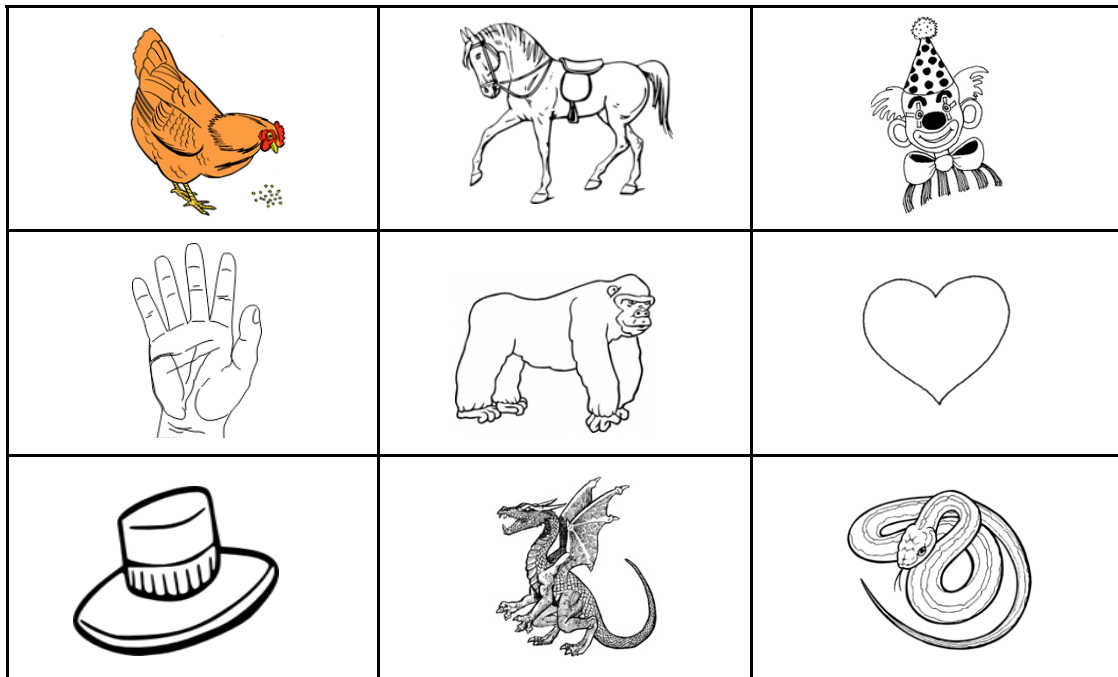


Letter Sounds

Hidden Alphabet

Hh

Listen for the Hh sound, /h/. Color all of the pictures with the first sound of /h/ as in hat.



Practice tracing the letter. Then practice writing the letter correctly on your own.

h

h h h h h h h h h h h h h

h



hen

hen

Writing:

hen hen hen hen hen

hen hen hen hen hen

Write in the lines:

hen hen hen hen

Circle the words that have the h sound.

hat hen dog egg fox

snake hot mop nest




Letter Sounds

Hidden Alphabet

Ii

Listen for the Ii sound, /i/. Color all of the pictures with the first sound of /i/ as in igloo.



Practice tracing the letter. Then practice writing the letter correctly on your own.





ink

ink

Writing:

ink ink ink ink ink

ink ink ink ink ink

Write in the lines:

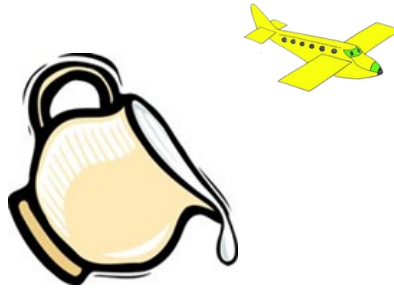
ink ink ink ink

Circle the words that have the i sound.

bin ink hen duck

can lid pig igloo

FCE Easy Learning




Letter Sounds

Hidden Alphabet

Jj

Listen for the Jj sound, /j/. Color all of the pictures with the first sound of /j/ as in jug.



Practice tracing the letter. Then practice writing the letter correctly on your own.

j

j j j j j j j j j j j j j j j j j

j



jar

jar

Writing:

jar jar jar jar jar

jar jar jar jar jar

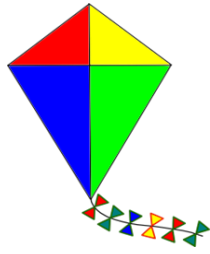
Write in the lines:

jar jar jar jar

Circle the words that have the j sound.

ham fish jam jack

bat jug jet lion




Letter Sounds

Hidden Alphabet

Kk

Listen for the Kk sound, /k/. Color all of the pictures with the first sound of /k/ as in kite



Practice tracing the letter. Then practice writing the letter correctly on your own.

k

k k k k k k k k k k k k k

k



king

king

Writing:

king

king

king

king

king

king

king

king

Write in the lines:

king king king

Circle the words that have the k sound.

ant

girl

kite


jam

ink

bike

key

ant




Letter Sounds

Hidden Alphabet


Ll

Listen for the Ll sound, /l/. Color all of the pictures with the first sound of /l/ as in lion.



Practice tracing the letter. Then practice writing the letter correctly on your own.





lion

lion

Writing:

lion lion lion lion lion

lion lion lion lion lion

firstchoiceenglish.com

Write in the lines:


lion lion lion lion

Circle the words that have the l sound.

log leg fan bat

lion lemon well lamp

fceeducation@gmail.com




Letter Sounds

Hidden Alphabet

Mm

Listen for the Mm sound, /m/. Color all of the pictures with the first sound of /m/ as in man.



Practice tracing the letter. Then practice writing the letter correctly on your own.





mop

mop

Writing:

mop mop mop mop mop
mop mop mop mop mop

Write in the lines:

mop mop mop mop

Circle the words that have the m sound.

mat mop man lamb
king ink axe bat




Letter Sounds

Hidden Alphabet

Nn

Listen for the Nn sound, /n/. Color all of the pictures with the first sound of /n/ as in nurse.



Practice tracing the letter. Then practice writing the letter correctly on your own.



n



nut

nut

Writing:

nut nut nut nut nut

nut nut nut nut nut



Write in the lines:

nut nut nut nut

Circle the words that have the n sound.

name man car ball

nest hen dog map




Letter Sounds

Hidden Alphabet

Oo


Listen for the Oo sound, /o/. Color all of the pictures with the first sound of /o/ as in ox.



Practice tracing the letter. Then practice writing the letter correctly on your own.



O



OX

OX

Writing:

OX

OX

OX

OX

OX

OX

OX

OX

OX

OX

OX

OX

Write in the lines:

OX

OX

OX

OX


OX

Circle the words that have the o sound.

orange nut man king

ox box rock lemon

fceeducation@gmail.com




Letter Sounds

Hidden Alphabet


Pp

Listen for the Pp sound, /p/. Color all of the pictures with the first sound of /p/ as in pig



Practice tracing the letter. Then practice writing the letter correctly on your own.





pig

pig

Writing:

pig pig pig pig pig pig
pig pig pig pig pig pig

Write in the lines:

pig pig pig pig

Circle the words that have the p sound.

ant map pin cap
man pig pizza pen




Letter Sounds

Hidden Alphabet

Qq

Listen for the Qq sound, /q/. Color all of the pictures with the first sound of /q/ as in queen.



Practice tracing the letter. Then practice writing the letter correctly on your own.





queen

queen

Writing:


queen queen queen queen
queen queen queen queen

Write in the lines:

queen queen queen

Circle the words that have the q sound.

quiz queen quiet pan
man bin cat axe




Letter Sounds

Hidden Alphabet

Rr

Listen for the Rr sound, /r/. Color all of the pictures with the first sound of /r/ as in rat.



Practice tracing the letter. Then practice writing the letter correctly on your own.





rat

rat

Writing:

rat rat rat rat rat

rat rat rat rat rat

Write in the lines:

rat rat rat rat

Circle the words that have the r sound.

ram clock dog mask

rat rice lion jet




Letter Sounds

Hidden Alphabet

Ss


Listen for the Ss sound, /s/. Color all of the pictures with the first sound of /s/ as in sun.



Practice tracing the letter. Then practice writing the letter correctly on your own.



S



sun

sun

Writing:

sun sun sun sun sun

sun sun sun sun sun

Write in the lines:

sun sun sun sun

Circle the words that have the s sound.

rat mouse sun glass

sand sock log hat




Letter Sounds

Hidden Alphabet

Tt

Listen for the Tt sound, /t/. Color all of the pictures with the first sound of /t/ as in tiger.



Practice tracing the letter. Then practice writing the letter correctly on your own.





tent

tent

Writing:

tent tent tent tent

tent tent tent tent

Write in the lines:

tent tent tent

Circle the words that have the t sound.

sun tiger tent log

leg duck tie frog




Letter Sounds

Hidden Alphabet

Uu

Listen for the Uu sound, /u/. Color all of the pictures with the first sound of /u/ as in umbrella.



Practice tracing the letter. Then practice writing the letter correctly on your own.





up

up

Writing:

up up up up up up

up up up up up up

Write in the lines:

up up up up up

Circle the words that have the u sound.

cup under fan box

up duck man ox




Letter Sounds

Hidden Alphabet

Vv

Listen for the Vv sound, /v/. Color all of the pictures with the first sound of /v/ as in van.



Practice tracing the letter. Then practice writing the letter correctly on your own.





van

van

Writing:

van van van van van

van van van van van

Write in the lines:


van van van van

Circle the words that have the v sound.

violin van mat cave

vase gun bat hat

FCE Easy Learning




Letter Sounds

Hidden Alphabet

Ww


Listen for the Ww sound, /w/. Color all of the pictures with the first sound of /w/ as in whale.



Practice tracing the letter. Then practice writing the letter correctly on your own.



W



web

web

Writing:

web

web

web

web

web

web

web

web

web

web

Write in the lines:

web

web

web

web

Circle the words that have the w sound.

whhale van egg fan

bell worm web well




Letter Sounds

Hidden Alphabet

Xx

Listen for the Xx sound, /x/. Color all of the pictures with the first sound of /x/ as in box.



Practice tracing the letter. Then practice writing the letter correctly on your own.





fox

fox

Writing:

fox fox fox fox fox


fox fox fox fox fox

Write in the lines:

fox fox fox fox

Circle the words that have the x sound.

box sun lock ox
fox can cat man




Letter Sounds

Hidden Alphabet

Yy

Listen for the Yy sound, /y/. Color all of the pictures with the first sound of /y/ as in yo-yo.



Practice tracing the letter. Then practice writing the letter correctly on your own.





yak

yak

Writing:

yak

yak

yak

yak

yak

yak

yak

yak

yak

yak

Write in the lines:

yak

yak

yak

yak

Circle the words that have the y sound.

yam

girl

sun

plane

yacht

pie

book

pen




Letter Sounds

Hidden Alphabet

Zz

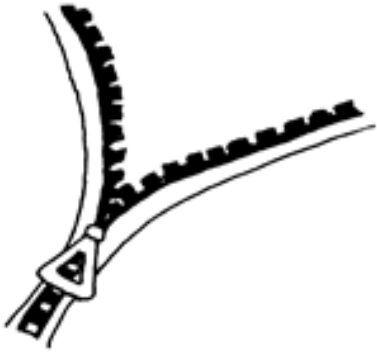
Listen for the Zz sound, /z/. Color all of the pictures with the first sound of /z/ as in zoo.



Practice tracing the letter. Then practice writing the letter correctly on your own.



Z



zip

zip

Writing:

zip zip zip zip zip

zip zip zip zip zip

Write in the lines:

zip zip zip zip

Circle the words that have the z sound.

zoo box rat cat
dog zip puzzle ox

Essential Skills

Counting Syllables

Teacher says the word for each picture below. Count how many syllables each word has. Clap your hands every time you say a part of the word. Get the students to clap out the syllables and tell you how many.






1 syllable



2 syllables



3 syllables



FCE Easy Learning

Student can count the syllables in all the pictures . Date completed _____

Essential Skills

Counting Words

Teacher reads the sentences from IRP Book 1. The students must listen and repeat the sentence. Students should make a fist and use their fingers to count the words.


1. Zac is a rat. _____ words
2. Mac the cat is fat. _____ words
3. Peg gets in a jet. _____ words
4. Ted ran to the shed. _____ words
5. Jill has a mitt. _____ words
6. Pip the pig ran. _____ words
7. Mox is a fox. _____ words
8. Gus gets in the tub. _____ words
9. The wolf shook his foot. _____ words
10. A woman read a book. _____ words

Students have attempted to count the words in all the sentences. Date completed _____

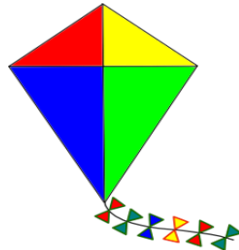
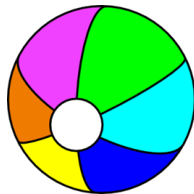

Essential Vocabulary

Students should learn all of this vocabulary gradually throughout the course. Students should listen and repeat the words with correct pronunciation. Students should listen and repeat the individual sounds of each word. Practice blending and segmenting the sounds and words.

All the words for the pictures below have two sounds.



All the words for the pictures below have three sounds.



All the words for the pictures below have four sounds.




Note any difficulties that the student may be having,
Blending the sounds is more important than segmenting at this stage.

Student can blend the individual sounds to make the words. Date completed _____

Essential Vocabulary

Students should learn all of this vocabulary gradually throughout the course. Students should listen and repeat the words followed by its first sound. Pay special attention to correct pronunciation.



Note any difficulties that the student may be having,

How many pictures can the student name? _____

How many first sounds can the student name? _____

Student can name all the pictures and the first sound. Date completed _____

Student Report

Objectives	Grade(5)
Able to identify and blend syllables orally (con-ten-ted)	
Able to count words	
Able to identify last sounds	
Able to identify diphthongs orally	
Able to construct simple sentences	
Able to orally blend sounds to make CVC words	
Able to differentiate between initial consonants (king / ring)	
Able to differentiate between final sounds (dog / dot)	
Able to differentiate medial sounds (man / men)	
Able to say sound when letter has more than one sound (good / giant)	
Able to orally blend sounds to make CCVC words	
Able to orally segment a word into individual sounds	
Able to identify short and long vowels orally	
Able to differentiate between different phonemes	
Able to orally identify consonants blends and digraphs (ch, sh) (b-l = bl)	
Able to orally blend 3 or more sounds to make a non-word	
Able to say all common sounds of the alphabet	
Able to recognize continuous phonemes (f, l, m, n, r, x, z)	

Teacher comments and recommendations



EASY LEARNING

First Choice English Easy Learning is a series of books designed to develop a child's reading skills. The books contain a mixture of fun puzzle activities to practice and support applied phonology phonics, word building, spelling and vocabulary. These books also teach grammar and presentation skills and are suitable for young learners of all levels and abilities.

- A fun and effective way to learn phonics, spelling and reading
- A fun and fully comprehensive learning system for young learners
- Build understanding of spelling rules and patterns without the confusion
- Challenging activities to support more able children
- Practice activities for less confident children

Easy Learning series:

Stage 1 - Young Learners (ages 4 - 7)

Stage 2 - Reading Skills (ages 5 - 10)

Stage 3 - Introduction to Reading (ages 6 - 12)

Stage 4 - Reading Program (ages 6 - 12)

Stage 5 - Conversation (ages 6 - 12)

Stage 6 - English Proficiency (ages 8+)



Browse our English learning resources at www.firstchoiceenglish.com