


1a



Read at Home

The Snowman



Series created by Roderick Hunt and Alex Brychta



Tips for Reading Together

Children learn best when reading is fun.

- Talk about the title and the pictures on the cover.
- Look through the pictures together so your child can see what the story is about.
- Read the story to your child, placing your finger under the words as you read.
- Have fun finding the hidden robin.
- Read the story again and encourage your child to join in.
- Give lots of praise as your child reads with you.

Children enjoy reading stories again and again.
This helps to build their confidence.

Have fun!

Find the robin hidden in every picture.



The Snowman

Written by Cynthia Rider
Illustrated by Alex Brychta



OXFORD
UNIVERSITY PRESS



Biff

Chip


Wilma



Wilf

Kipper

Floppy




Wilma made a snowman.




It had a red nose.




It had a blue scarf.



It had green gloves.



It had a black hat.



The hat fell on Floppy.



Floppy ran.

Oh no!



No snowman!

Think about the story



What are the colours the snowman is wearing?

Why did Floppy run off?



What else could you put on the snowman?



What would you like to make with snow or sand?



Fun activity

Find the twin snowmen.




Useful common words repeated in this story and other books at Level 1.

a had it no

Names in this story: Biff Chip Kipper Wilf Wilma Floppy

More books for you to enjoy



OXFORD

UNIVERSITY PRESS

Great Clarendon Street,
Oxford OX2 6DP

Text © Cynthia Rider 2006

Illustrations © Alex Brychta 2006

First published 2006

All rights reserved

Series Editors: Kate Ruttle,
Annemarie Young

British Library Cataloguing
in Publication Data available

ISBN-13: 978-019-279224-2

10 9 8 7 6 5 4 3

Printed in China by Imago

Have more fun
with Read at Home



The Snowman's hat fell on Floppy!






Read at Home is designed for young readers. The vocabulary repetition and gradual progression within each level, from book A to book C, help build confidence – and the entertaining stories and humorous illustrations are just what children need to become successful readers!

Level 1: Getting Ready to Read

For children who:

- can recognise their own name
- can match some words
- can recognise some letter sounds



Oxford Reading Tree is used in 80% of primary schools

OXFORD
UNIVERSITY PRESS

www.oup.com

Series Editors: Kate Ruttle, Annemarie Young

£3.99

ISBN 978-0-19-279224-2



9 780192 792242