



Lesson 1

What can animals do?

Let's learn **what animals can do.**



 **Warm up**

Let's sing an animal song! 



 **Warm up**

**What animal is it?
What can it do?**





Focus on

Let's learn the new words!



monkey



Focus on

Let's learn the new words!



monkey

Most **monkeys** like eating bananas.



Focus on

Let's learn the new words!



koala



Focus on

Let's learn the new words!



koala

The **koala** is a well-known Australian animal. It can climb trees quickly.



Focus on

Let's learn the new words!



dolphin



Focus on

Let's learn the new words!



dolphin

Dolphins are one of the smartest animals in the world.



Focus on

Let's learn the new words!



fly



Focus on

Let's learn the new words!



fly

Look! There is a bird **flying** in the sky.



Focus on

Let's learn the new words!



hang



Focus on

Let's learn the new words!



hang

The boy is **hanging** from the branch.



Focus on

Let's learn the new words!



climb



Focus on

Let's learn the new words!




climb

The boy is **climbing** the wall.



Focus on

Match the pictures with the phrases.



hang from the branch

fly in the sky

climb the tree

swim in the water



Get ready

Talk about the picture.





Get ready

Watch a video, then answer this question.



Where are Jimmy and his dad?

Get ready

(Jimmy and his dad are at a zoo.)


Jimmy: Dad, is there anything interesting to see?


Dad: Yes, there is a **dolphin**  **show** on ① **right now**.

Jimmy: Really? Let's go and see it!

(5 minutes later ...)

Jimmy: Amazing! The dolphin jumped out of the water!

Dad: It may seem **surprising**, son. But for them, it's as easy as a bird **flying**  or a **koala**  climbing a tree.

Jimmy: Oh, I see. I think it's very funny to see a **monkey**  **hanging** from a branch.

Dad: There are other shows. Do you want to have a look?

Jimmy: Yes, please! Let's go!



① on: 正在上演



Get ready

Answer the questions about the conversation.

- A** What does Jimmy see at the dolphin show?
- B** How many kinds of animals are mentioned in the conversation? What are they?
- C** What does Jimmy think is funny to see?

(Jimmy and his dad are at a zoo.)

Jimmy: Dad, is there anything interesting to see?

Dad: Yes, there is a **dolphin show** on **right now**.

Jimmy: Really? Let's go and see it!

(5 minutes later ...)

Jimmy: Amazing! The dolphin jumped out of the water!

Dad: It may seem **surprising**, son. But for them, it's as easy as a bird **flying** or a **koala** climbing a tree.

Jimmy: Oh, I see. I think it's very funny to see a **monkey hanging** from a branch.

Dad: There are other shows. Do you want to have a look?

Jimmy: Yes, please! Let's go!



Get ready

Do a role-play.



Dad, is there anything interesting to see?

Yes, there is a **dolphin show** on **right now**.



Really? Let's go and see it!
Amazing! The dolphin jumped out of the water!

It may seem **surprising**, son. But for them, it's as easy as a bird **flying** or a **koala** climbing a tree.





Get ready

Do a role-play.



Oh, I see. I think it's very funny to see a
monkey hanging from a branch.

There are other shows.
Do you want to have a look?



Yes, please! Let's go!

Grammar

Let's learn the sentence structures.

1. be + as + adj. + as

Kate **is as tall as** Tony.



Tony

Kate

2. v. + as + adv. + as

Max **runs as fast as** Ben.



Max

Ben

Grammar

Practice the sentence structures.

1. The yellow butterfly can fly _____ (high) the blue one.



2. The blue bowl is _____ (big) the pink one.



3. The blue goldfish swims _____ (fast) the yellow one.





Check here

1. Fill in the blanks using the given words.

climb

dolphin

fly

hang

- 1 Amy, do not _____ trees! It can be dangerous!
- 2 Look at the bird! It can _____ high in the sky.
- 3 Besides monkeys, some other animals can also _____ from the branches.
- 4 It's amazing to see a _____ jumping out of the water.



Check here

2. Make sentences using the given pictures and words.

1



climb

2



swim

3



fly

4



hang



Check here


3. Look at the picture and answer the questions.

e.g.

Where is David / ...?

What is David / ... doing?

...





After Lesson Activity

Do a survey with your parents according to the following table.
(Think about what other animals / things can do these actions.)

Actions	Animals / Things
hang from the branch	
fly in the sky	
climb the tree	
swim in the water	



 **Say goodbye**

