


McGraw-Hill Reading

# Wonders



Mc  
Graw  
Hill

Literature Anthology





McGraw-Hill Reading  
**Wonders**



**Mc  
Graw  
Hill** Education

Bothell, WA • Chicago, IL • Columbus, OH • New York, NY

**Cover and Title Pages:** Nathan Love

**[www.mheonline.com/readingwonders](http://www.mheonline.com/readingwonders)**

*The McGraw-Hill Companies*



Copyright © 2014 The McGraw-Hill Companies, Inc.

All rights reserved. No part of this publication may be reproduced or distributed in any form or by any means, or stored in a database or retrieval system, without the prior written consent of The McGraw-Hill Companies, Inc., including, but not limited to, network storage or transmission, or broadcast for distance learning.


Send all inquiries to:  
McGraw-Hill Education  
Two Penn Plaza  
New York, New York 10121

ISBN: 978-0-02-114245-3  
MHID: 0-02-114245-9

Printed in the United States of America.

1 2 3 4 5 6 7 8 9 DOW 17 16 15 14 13 12





## **A Reading/Language Arts Program**


### **Program Authors**

Diane August	Jan Hasbrouck
Donald R. Bear	Margaret Kilgo
Janice A. Dole	Jay McTighe
Jana Echevarria	Scott G. Paris
Douglas Fisher	Timothy Shanahan
David Francis	Josefina V. Tinajero
Vicki Gibson	



*Bothell, WA • Chicago, IL • Columbus, OH • New York, NY*


# Our Community



WEEK 1 JOBS AROUND TOWN SOCIAL STUDIES 

**The Red Hat** Realistic Fiction . . . . . 6  
by Eva Torres; illustrated by Vincent Nguyen

 **Firefighters at Work** Nonfiction . . . . . 22



WEEK 2 BUILDINGS ALL AROUND SOCIAL STUDIES 

**The Pigs, the Wolf, and the Mud** Fantasy . . . . . 26  
by Ellen Tarlow; illustrated by Pablo Bernasconi

 **Homes Around the World** Nonfiction . . . 44





**WEEK 3 A COMMUNITY IN NATURE**


**SCIENCE**



**At a Pond** Nonfiction .....48  
by Nancy Finton



**Way Down Deep** Poetry .....62  
by Mary Ann Hoberman



**WEEK 4 LET'S HELP**


**SOCIAL STUDIES**



**Nell's Books** Fantasy .....64  
by Miriam Cohen; illustrated by Emilie Chollat



**Kids Can Help!** Nonfiction .....82



**WEEK 5 FOLLOW THE MAP**

**SOCIAL STUDIES**



**Fun with Maps** Nonfiction .....86



**North, East, South, or West?**  
Nonfiction .....94

**Glossary** .....96





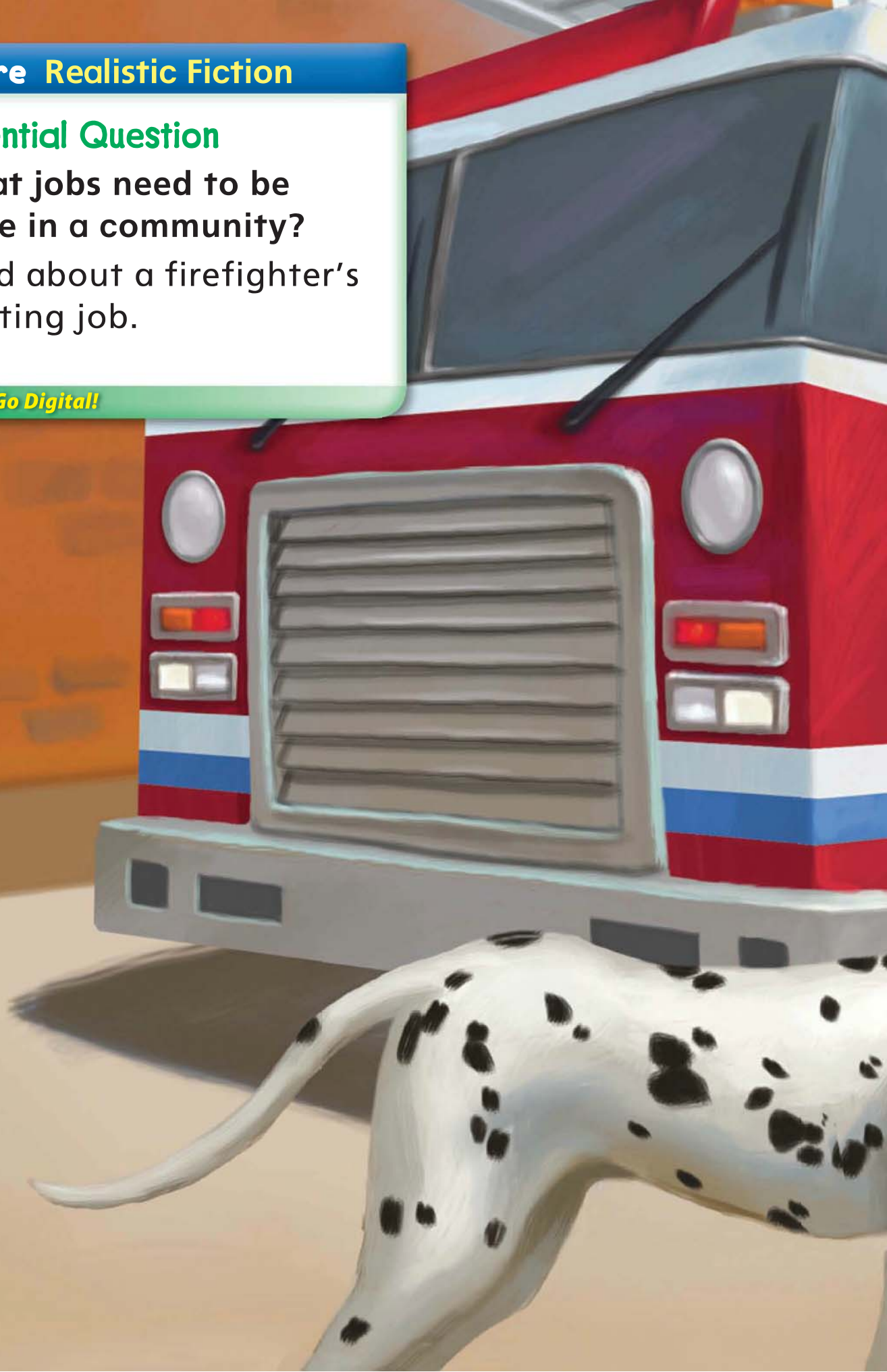
## Essential Question

What jobs need to be done in a community?

Read about a firefighter's exciting job.

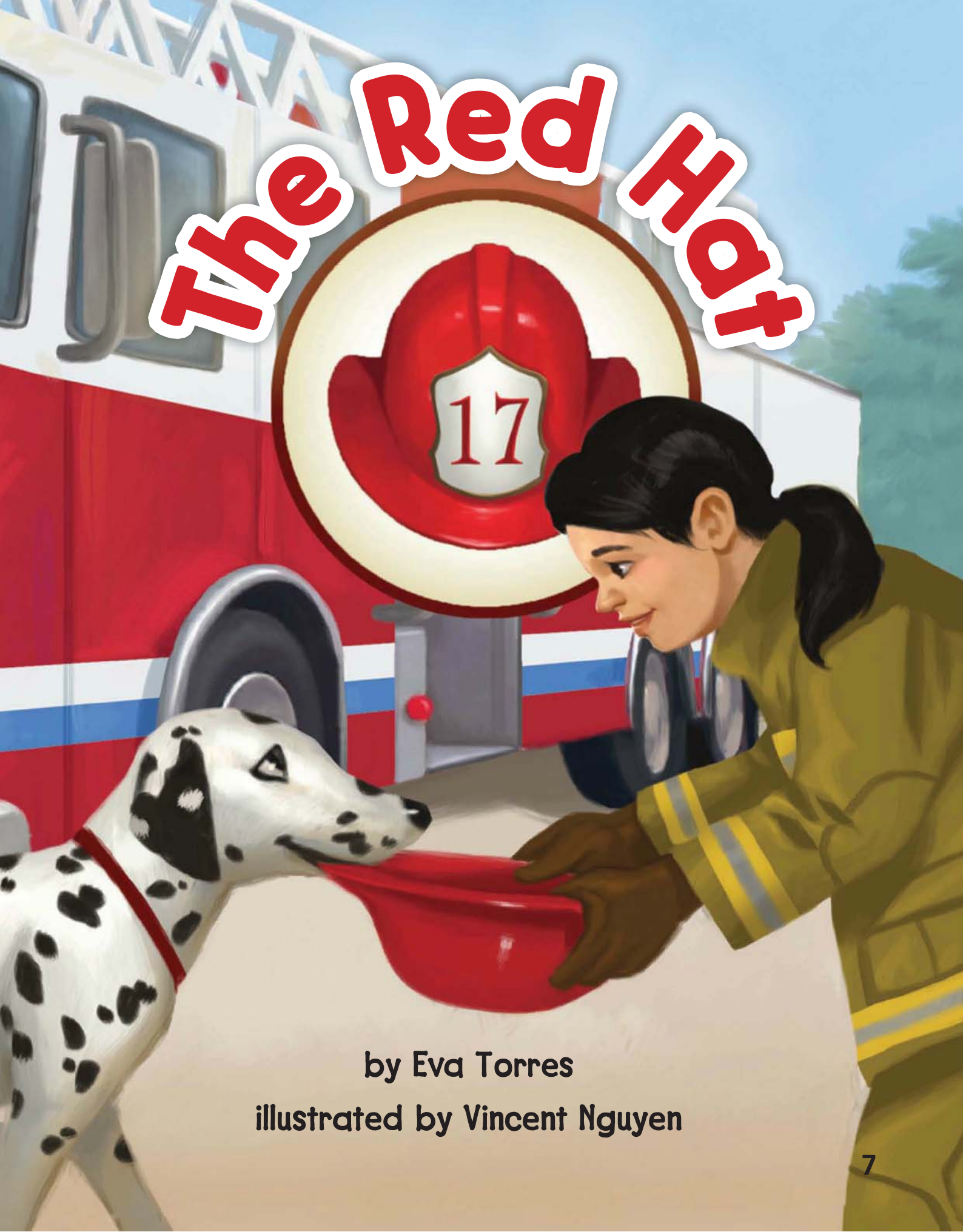


*Go Digital!*





# The Red Hat



by Eva Torres

illustrated by Vincent Nguyen



Jen has a **new** job.  
She gets a red hat.





She will **use** this hat a lot.



Jen is in bed.  
**There** is a bell!  
She grabs the red hat.



Jen can get down like this.  
Go, Jen, go!





Jen hops on.  
Go, Jen, go!



It is a big fire!  
Jen can **help**.





The fire is out.  
Jen is wet.  
Thank you, Jen!





Jen plays with Matt and Jill.  
There is a bell **again**.



Jen gets the red hat.  
She gets in the truck.  
Go, Jen, go!



Rex is up there.  
He will not come to Jim.  
Jen will help!





Jen gets Rex.



Jim is glad.  
Rex is glad, too.  
He has a new red bed.  
Thank you, Jen!

# Meet the Illustrator

**Vincent Nguyen** says, "I live near a firehouse in New York City, so I'm familiar with its sights and sounds. To illustrate *The Red Hat*, I just walked around the block and took photos that helped me draw the pictures."



## Illustrator's Purpose

Vincent Nguyen wanted to show what the inside of a firehouse looks like. Draw something that is inside a firehouse. Label your picture.





# Respond to Reading

## Retell

Use your own words to retell *The Red Hat*. Tell who the characters are, where they are, and what happens to them.

Character	Setting	Events

## Text Evidence

1. Who is Jen and where does she work? **Character, Setting, Events**
2. What happens to the red hat at the beginning of the story? What happens to it at the end? **Character, Setting, Events**
3. How can you tell that *The Red Hat* is realistic fiction? **Genre**

## Make Connections




How does Jen help her community?

**Essential Question**



**Compare Texts**

Read about what real firefighters do.



# Firefighters at Work


A bell rings at the firehouse.

**Firefighters** slide down a pole.

They put on special clothes fast!



The firefighters jump in a fire truck.  
The red truck speeds to the fire.  
It has a loud **siren** and a flashing red  
light. That tells cars to move away!

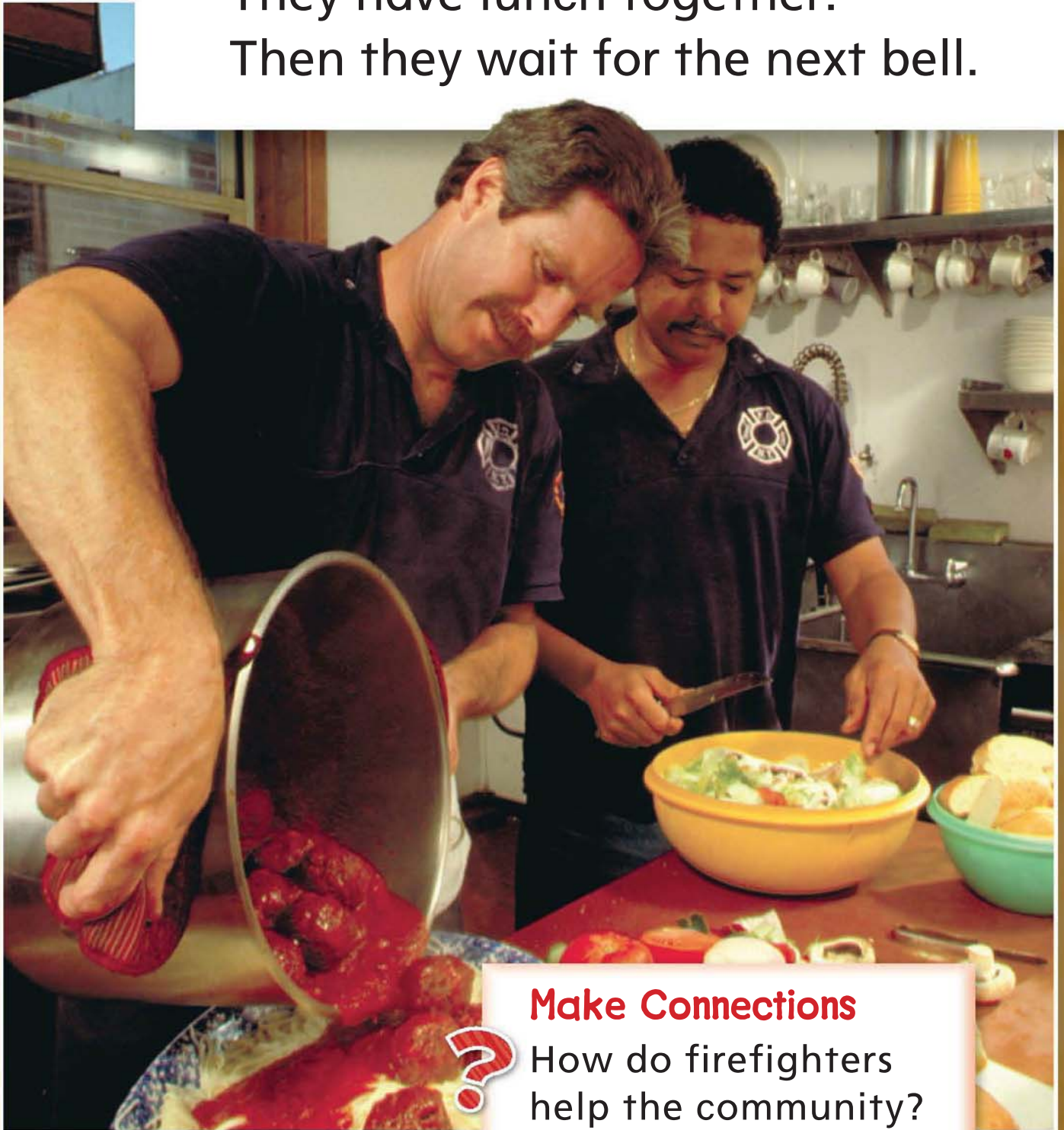






The brave firefighters get to work.  
They use hoses to spray water.  
Their special clothes **protect** them.  
They put out the fire!

Now it is time for lunch.  
They have lunch together.  
Then they wait for the next bell.



### **Make Connections**



How do firefighters help the community?

**Essential Question**



 Essential Question

What buildings do you know? What are they made of?

Read about three pigs who love mud and a wolf who doesn't.




Go Digital!





# The Pigs, the Wolf, and the Mud

by Ellen Tarlow  
illustrated by  
Pablo Bernasconi








**Three** pigs **lived** in a mud hut.





"It is a mess," said Pig **One**.

"But pigs like a mess," said Pig Two.

"Mud is fun!" yelled Pig Three.





“Get this!” yelled Pig One.  
She tossed mud to Pig Two.  
“Mud is fun!” yelled Pig Three.





The bell rang.  
"Little pigs, pigs, pigs let me in."





“It is a big bad wolf!” said Pig One.  
“We can not let you in,” yelled the  
pigs. “You will eat us up.”





**"Then** I will huff and puff,"  
the wolf yelled back.  
He huffed, huffed, huffed.  
He puffed, puffed, puffed.





“Yuck!” said the wolf.  
“I can not huff in mud.  
I can not puff in mud.”





He rang the bell again.  
"Pigs, pigs, pigs let me in!"  
he yelled.  
"We will not let you in!"  
the pigs yelled back.





“Then I will kick, kick, kick,”  
said the wolf.  
He kicked, kicked, kicked.





The hut fell in!  
"Yuck!" said the wolf.  
"I can not look at this mud."





"You pigs are a big mess!"  
"Yes!" yelled the pigs.  
"Pigs like a big mess!"





"But I do not!" yelled the wolf. "I must get this mud off. Good-bye, pigs."





“Let’s make a hut,” said Pig One.

“We **could** use bricks,” said Pig Two.

“We could use sticks,” said Pig Three.





"We will use mud," said Pig One.  
"Mud is good!" said Pig Two.  
"Mud is fun!" yelled Pig Three.  
"Yuck!" said the wolf.



# Meet the Illustrator

**Pablo Bernasconi** loves illustrating animals doing funny things. Pablo's studio is a mess, full of junk and papers. But Pablo loves being surrounded by his things, just as the pigs in the story love being surrounded by mud.



## Illustrator's Purpose

Pablo Bernasconi likes to draw funny animals. Draw and write about an animal doing something you think is funny.



# Respond to Reading

## Retell

Use your own words to retell important events in *The Pigs, the Wolf, and the Mud*.

## Text Evidence

1. What do the pigs like?

**Character**

2. What does the wolf do when the pigs won't let him in the hut? **Character, Setting, Events**

3. How can you tell that *The Pigs, the Wolf, and the Mud* is a fantasy? **Genre**

Character	Setting	Events

## Make Connections



How is the pigs' hut like a building you know? How is it different? **Essential Question**




**Compare Texts**

Read about the different homes people make.


# Homes Around the World

There are many kinds of **homes**.  
People **build** their homes to fit  
the place they live!

This home is built  
into a rock.







This home is  
made of wood.


This is a good home for a wet  
place. There is a lot of water  
here. The stilts help keep this  
home dry.



This is a good home for a hot place.  
There is a lot of clay in this place.  
People use it to build homes. Clay  
keeps the home cool inside.

**This home is  
made of clay.**

©Sylvain Grandadam/Stone/Getty Images







An igloo is made of ice.

There is a lot of ice in this place. People can use it to build. This is an igloo. People don't live in igloos. But they are good **shelter** from the cold.

What is your home like?

**Make Connections**



Which home do you think the pigs in *The Pigs, the Wolf, and the Mud* would like? Why? **Essential Question**




### Essential Question

Where do animals live together?

Read about animals that live at a pond.



*Go Digital!*





# At a Pond

by Nancy Finton







**Who** lives at a pond?





Who is **under** the water?  
Who is on the land?  
Who can fly to the pond?  
Let's see!





Frogs live at a pond.  
They swim and hop and jump.  
Frogs rest on plants on the pond.






This frog is hunting for bugs.  
It sees a bug.  
Will it get a snack?  
It has to be quick! Yum, yum!



Ducks come to the pond.  
They **eat** lots **of** bugs and plants.  
This duck dips its bill to get bugs.  
Dip, dip, dip!





Ducks make nests on land.  
They use twigs and grass.  
Who is in the eggs?  
Quack, quack, quack!





Turtles can be on land and in water.  
They swim and swim.  
Then they stop and rest in the sun.





Can fish be on land? **No!**  
Fish live in water.  
They swim, swim, swim.  
A big fish comes up to eat. Gulp!



Bugs like water.  
Lots of bugs live at a pond.  
A dragonfly is a big bug.  
You can see it at a pond.





egret



raccoon



newt



goldfish



toad



beaver

Look at the animals at a pond.  
Who are they?

# Meet the Author



**Nancy Finton** says, "I love living and working in a big, busy city. But sometimes it feels too big and busy! Then I wish I were sitting by a quiet pond with the frogs and turtles."

## Author's Purpose

Nancy Finton wanted to write about animals that live at a pond. She wanted readers to see the animals close up. Draw a place where animals live together. Write about your picture.



# Respond to Reading

## Retell

Use your own words to retell three important details in *At a Pond*.

Main Topic		
Detail	Detail	Detail

## Text Evidence

1. What is the story about? **Main Topic**
2. What are some things frogs do at a pond? **Key Details**
3. How can you tell that *At a Pond* is nonfiction? **Genre**

## Make Connections



How is the pond like the bayou in *Babies in the Bayou*? **Essential Question**




(br) Lisa Stokes/Flickr/Getty Images



## Compare Texts

Read about animals that live in the water.





# Way Down Deep

by Mary Ann Hoberman

Underneath the water  
Way down deep  
In sand and stones and seaweed  
Starfish creep  
Snails inch slowly  
Oysters sleep  
Underneath the water  
Way down deep.

## Make Connections

How is under the sea like the pond? How is it different? **Essential Question**





## Essential Question

How do people help out in the community?

Read about an elephant who loves books.



*Go Digital!*





# Nelli's Books

by Miriam Cohen

Illustrated by Emilie Chollat





Nell liked to read.  
She liked it a lot.  
Nell could sit and read **all day** long.





"Will you play with us, Nell?"

**called** Cat and Dog.

"Shh!" said Nell. "I am reading."



"Will you shop with me, Nell?"  
asked Pig.  
"Shh!" said Nell. "This is good!"





"That Nell is not fun at all,"  
said Dog.

"She just reads," said Cat.

"She will not do a thing!"



Then one day it rained.  
Dog and Cat set up a tent.  
Pig got dressed up for fun.  
"This is good," said Dog.  
"Yes!" said Pig and Cat.





It rained the next day, too.

"We **want** to go out," said Dog.

"We are sick of tents and dressing up,"  
said Pig and Cat.



Nell went to **her** shelf.  
"Here, Dog," she said.  
"I think you will like this."  
"Yuck!" said Dog.





"This will be fun for Pig," said Nell.  
"Cat, you will like this a lot."  
"Ick!" said Cat and Pig.  
"Shh!" said Nell. "Let's read."



Dog read in his tent.  
Pig read in a tub.  
Cat read in a pot.





They read all day long.  
"This is fun!" said Cat  
and Dog and Pig.



The next day, Nell heard clanging.  
She heard banging.  
“Nell, come quick!” called Dog.





"We did this is for you," said Dog.  
"You can hand out books to all,"  
said Cat.  
"Nell is good at that," said Pig.  
"That is just my wish!" said Nell.



Nell got in.  
"Let's hand out books," she said.





"Shh!" said Dog and Cat and Pig.  
"Let us read!"

# Meet the Author

**Miriam Cohen** says, "I have always loved elephants because they are smart animals that do nice things for other elephants. I imagined an elephant that was so smart she could read. I had fun writing about how she shared her love of books with her friends."



## Author's Purpose

Miriam Cohen wanted to tell about an animal that helps its community. Draw an animal helping its community. Write about it.



# Respond to Reading



## Retell

Use your own words to retell important events in *Nell's Books*.

Character	Setting	Events

## Text Evidence

1. What do Dog, Pig, and Cat learn from Nell? **Character, Setting, Events**
2. What did Cat, Dog, and Pig do to help the community?  
**Character, Setting, Events**
3. How can you tell that *Nell's Books* is a fantasy? **Genre**



## Make Connections

How does giving books out help a community?

**Essential Question**



## Compare Texts

Read about how kids can help out.

# Kids Can Help!



How can kids help the **neighborhood**?

Kids can help grow a **garden**! It is fun to plant seeds and help them grow.





A community garden is a great place to help. The plants are pretty to look at. And everyone can enjoy fresh fruits and vegetables.





Kids can help clean the playground. They can pick up trash. They can **recycle** cans and bottles.

Recycling makes the neighborhood clean. Recycling helps our Earth, too.



Do you want to help your neighborhood? Think about what you can do.



### How We Can Help

1. Plant a garden.
2. Clean the playground.
3. Recycle cans and bottles.



#### Make Connections

How does a garden help a community? **Essential Question**


Essential Question

How can you find your way around?

Learn how to use a map.



Go Digital!



A map is a drawing of a **place**.  
A map shows us where we are.  
It shows us how to get **around**, too.




# Phil's Room




A map can be of a small place.  
This is a map of Phil's room.  
How **many** windows do you see?  
What is next to Phil's bed?  
What is **by** the door?





A map can be of a big place.  
This is a map of a town.  
What places do you see on  
the map?






Which street is the market on?  
What is by the firehouse?  
How would you **walk** from the school to the library?





A map can be of a fun place.  
This is a map of a park.  
The symbols on maps stand for real things. On this map,  stands for a place to eat lunch.






A key tells what the symbols mean.  
Match the symbol in the key with  
the one on the map.

What symbol stands for the pond?

What does  stand for?





A map can be of an imaginary place.  
This is a treasure map.

What routes could you take to get  
to the chest of gold? This map could  
help you a lot!



# Key



= pirate ship



= cave



= waterfall



= volcano



= cove



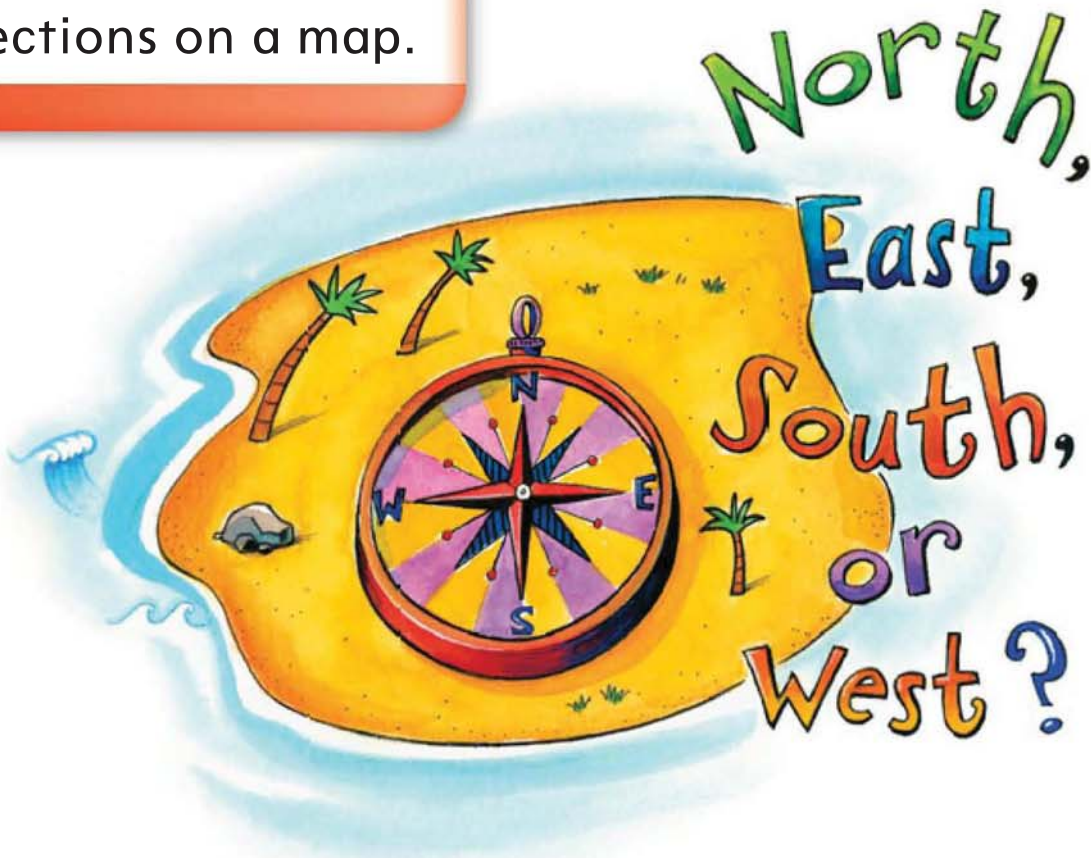
= chest of gold

## Respond to Reading

1. What is the main topic of this selection? **Main Topic**
2. What did the town map tell you? **Detail**
3. How do you know that *Fun with Maps* is nonfiction? **Genre**
4. How could the map of the park help you? **Essential Question**

**Compare Texts**


Read about the directions on a map.



Many maps show directions. North, East, South, and West are directions. Directions tell us which way to go.

Look at the map of the zoo. Find each direction. Is the lion north or south of the snack bar? Are the chimps closer to the east or west?





### Make Connections

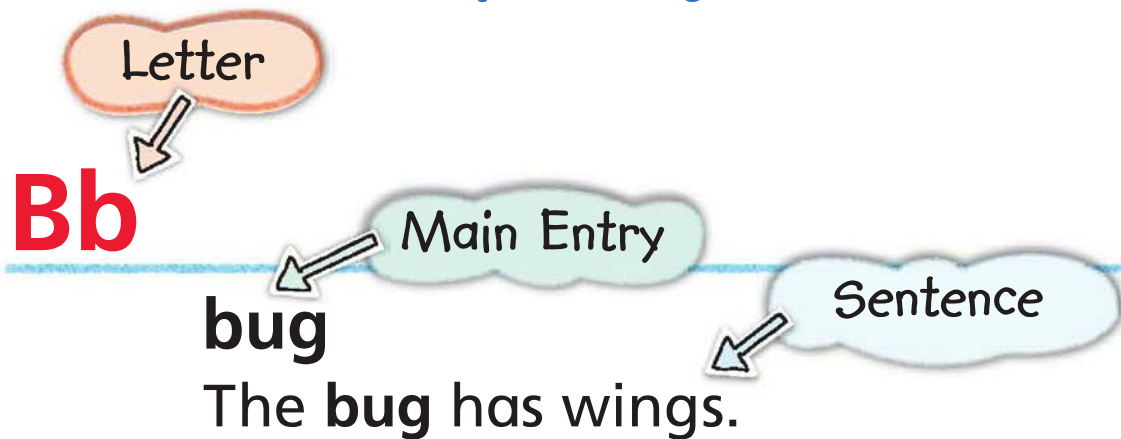
? What is north of the baseball field on the map of Bell Park?

**Essential Question**

# Glossary

**What is a Glossary?** A glossary can help you find the meanings of words. The words are listed in alphabetical order. You can look up a word and read it in a sentence. Sometimes there is a picture to help you.

## Sample Entry





# Bb

## book

It is good to read a **book**.



## bug

The **bug** has wings.



## Ee

**eat**

Jess can **eat** an apple.



## Jj

**job**

A vet has a fun **job**.





## Ll

**lunch**

This is a good **lunch**.



## Mm

**mess**

This room is a **mess**.



## mud

The pigs are in the **mud**.



## Nn

## new

Jim is getting **new** shoes.





**Pp****pond**

Ducks swim in the pond.

**Rr****red**

The truck is red.



## Ss

### shelf

The books are on the **shelf**.



## Tt

### tent

We can sleep in a **tent**.





# three

Three frogs sit.



# Ww

# walk

The friends **walk** together.



# McGraw-Hill Reading Wonders

CCSS Reading/Language Arts Program



[www.mheonline.com/readingwonders](http://www.mheonline.com/readingwonders)



**Mc  
Graw  
Hill** Education



978-0-02-114245-3  
MHID: 0-02-114245-9

EAN

9 780021 142453

99701

1.2