

## Lesson 5

# What is your sofa made of?

Let's learn about some furniture and what they are made of.



# Warm up

Let's sing a song! 



## Warm up

What room is this? What can you see in it?



## Focus on

Let's learn the new words!



**TV cabinet**



## Focus on

Let's learn the new words!



**TV cabinet**

Tim bought a new **TV cabinet** for his parents.



## Focus on

Let's learn the new words!



**bookshelf**



## Focus on

Let's learn the new words!



**bookshelf**

I have many books about science  
on my **bookshelf**.



## Focus on

Let's learn the new words!



**wardrobe**





## Focus on

Let's learn the new words!



wardrobe

Her **wardrobe** is full of beautiful clothes.



## Focus on

Let's learn the new words!



**dressing table**

## Focus on

Let's learn the new words!




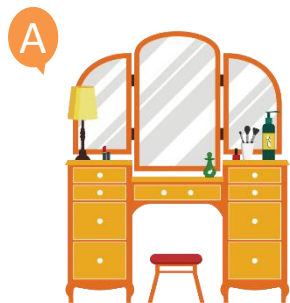
**dressing table**

There are some bottles on the  
**dressing table.**



## Focus on

Match the pictures to the words.



TV cabinet

bookshelf

wardrobe

dressing table



## Get ready

Watch a video, then answer this question.



What are dad and mom talking about?





## Get ready



(Mandy's parents are talking about **furniture** for their new apartment.)


**Dad:** This apartment is great!

**Mom:** Yeah, I love it. But we really need some furniture.

**Dad:** You're right. So, what do we need?

**Mom:** Well, there are some chairs and a sofa  in the living room, but no **TV cabinet** .

**Dad:** Right. And there is a bed in the bedroom, but no **wardrobe**  or **dressing table** .

**Mom:** True. Also, there's no **bookshelf**  in the study!

**Dad:** So we need to buy a TV cabinet, a wardrobe, a dressing table and a bookshelf, right?

**Mom:** Yes, let's go shopping tomorrow!



## Get ready

Answer the questions about the conversation.

- A** Does mom love the new apartment?
- B** What do they need?
- C** When will they get the furniture they need?

(Mandy's parents are talking about *furniture* for their new apartment.)

**Dad:** This apartment is great!

**Mom:** Yeah, I love it. But we really need some furniture.

**Dad:** You're right. So, what do we need?

**Mom:** Well, there are some chairs and a sofa in the living room, but no **TV cabinet**.

**Dad:** Right. And there is a bed in the bedroom, but no **wardrobe** or **dressing table**.

**Mom:** True. Also, there's no **bookshelf** in the study!

**Dad:** So we need to buy a TV cabinet, a wardrobe, a dressing table and a bookshelf, right?

**Mom:** Yes, let's go shopping tomorrow!



## Get ready

Do a role-play.



This apartment is great!

Yeah, I love it. But we really need some furniture.



You're right. So, what do we need?

Well, there are some chairs and a sofa in the living room, but no **TV cabinet**.





## Get ready

Do a role-play.



Right. And there is a bed in the bedroom, but no wardrobe or dressing table.

True. Also, there's no bookshelf in the study!



So we need to buy a TV cabinet, a wardrobe, a dressing table and a bookshelf, right?

Yes, let's go shopping tomorrow!



## Grammar

Let's learn the sentence structures.

There **is a** ... in ...

There is a bed in the bedroom.



There **are some** ... in ...

There are some chairs in the dining room.



# Grammar

Put the words into the right boxes.

beds

tables

chairs

bookshelf

dressing table

wardrobe

bedrooms

TV cabinet

There is

There are



# Check here

1. Put the furniture in the right room.

A



B



C



D



bedroom

living room

study

kitchen



## Check here

2. Make up conversations with your partner.

A: What's in your living room / bedroom / study ...?

B: There is / are ...



## Check here

3. Peer work: Ask your classmate questions.



What do you want  
in your bedroom /  
living room /  
study ... ?



## After Lesson Activity

Find out what is missing in each room.



What is missing?



# Say goodbye

